

DRAFT
QUANTUM MECHANIC'S MANUAL
PHYS441, Winter 2020

Vladimir Chaloupka, University of Washington

January 12, 2020

Contents

1	Introduction	5
1.1	The Book Notes	5
1.2	Instructors	6
1.3	(Text)books	6
1.4	General notes	7
1.5	Homework, Exams and Grading	7
2	Introduction to Quantum Physics	11
2.1	Experimental evidence for Quantum Physics	11
2.1.1	The humble black body.	11
2.1.2	From Black Body to Blackbody to the Big Bang	13
2.1.3	Max Planck Conclusions, in his own words	16
2.1.4	blackbody spectrum summarized	17
2.1.5	photoelectric effect	17
2.1.6	Compton effect:	17
2.1.7	diffraction of electrons	18
2.1.8	quantization of physical quantities:	18
2.2	The Puzzle Illustrated by the Double Slit Experiment:	18
2.2.1	The Interferometer	19
2.2.2	Fundamentals of Quantum Physics	20
2.2.3	The Quantum Mechanical Solution of the Puzzle:	20
2.2.4	Particle in a potential “box”	21
2.2.5	Development of quantum physics continued	21
2.3	Figures	21
3	Math I	41
3.1	Calculus	41
3.1.1	Differentiation	41
3.1.2	Integration	41
3.1.3	Elementary statistics:	42
3.2	Complex Numbers:	42
3.2.1	Feynman’s “Amazing Jewel”	42
3.2.2	Some applications of the Euler formula	43
3.3	The Dirac Delta function	44
3.3.1	The Fourier Transform	45

3.3.2	The Fourier Series	46
3.4	Figures	46
4	Quantum Wave Mechanics	53
4.1	Free particle with definite momentum:	53
4.1.1	Relation of uncertainty I:	53
4.1.2	Relations of Uncertainty II:	54
4.1.3	Examples	54
4.1.4	Time development of the wave packet for a free particle	55
4.1.5	The group velocity	55
4.1.6	Particle in a Box revisited	56
4.1.7	Elementary Quantum Mechanics and Elementary Relativity:	57
4.1.8	calculation of the gravitational redshift:	58
4.2	Figures	58

Chapter 1

Introduction

1.1 The Book Notes

*Our imagination is stretched to the utmost, not, as in fiction, to imagine things which are not really there, but just to comprehend things which **are** there.* R.P.Feynman

The point is no longer that quantum mechanics is an extraordinarily (and, for Einstein, unacceptably) peculiar theory, but that the world is an extraordinarily peculiar place.
N.D.Mermin

Quantum Mechanics is one of the most amazing accomplishments of the human spirit. It describes **reality**, most of which we never see or sense in any direct way, and it shows how the **illusion** of our everyday life comes about as the ‘classical limit’. We really do not have any right to assume that we should be able to calculate as much as we do, so it is a miracle (a loose quote from Einstein: the most incomprehensible thing about Nature is that it *appears* comprehensible).

Note well that I use the words ‘describe’ and ‘calculate’; how much we really *understand* is a completely different question. We will address this aspect of quantum physics as much as is possible at this stage, but the fact is that you will have to learn a great deal before much speculation on quantum philosophy becomes useful. Some people rejoice in new and strange notions, others get discouraged. If you will find yourself in the latter category, keep in mind that it is worth it: among the countless thousands of experiments on atomic, molecular, condensed matter, nuclear and particle physics (and of course much of chemistry, even astrophysics) there is not a single piece of experimental data in existence which would contradict Quantum Mechanics.

If everything goes well, this Manual – enhanced by your personal notes from lectures and study – should become a comprehensive text for this course, as well as your aide-memoire. It reflects my ideas about the order of presentation and level of rigour that should be applied at this time. Some topics are mentioned with only a few comments and/or with a summary

of key concepts. On the other hand, selected subjects are treated in detail (still, in a non-verbose way). As a rule, it should be possible for you to fill in all the missing steps (and, in general, you will find it very useful to do that !). Used properly, in combination with the Peleg book, should be an efficient way for each of you to become a Certified Quantum Mechanic :-)

Any comments on the Manual (or on anything else) will be much appreciated.

1.2 Instructors

Lecture Instructor: Vladi Chaloupka, Professor of Physics, PAB room B143, vladi@uw.edu, office hours Mon&Wed 6:00-6:45 PM and after class

Teaching Assistant: Tyler Blanton, Physics graduate student/PHD candidate, PAB room B143, blanton1@uw.edu, office hours Mon&Wed 6:00-7:0 PM and by appointment

1.3 (Text)books

1) “Quantum Mechanics” by Yoav Peleg, Reuven Pnini and Elyahu Zaarur 2nd edition (joined by Hecht as a co-author, strangely writing the new preface the theory (that’s why you have to come to class) but very rich in solved examples. It is, by far, the best value for your money (about \$15 at Amazon and elsewhere) and it contains an abundance of problems solved in complete detail.

2) These Lecture Notes, annotated by you at the lecture and when studying later. Those of you who find the Lecture Notes too compact are encouraged to browse the bibliography below, and select a text that you like – much is also available on the web. I used the first three books listed (Griffiths, Bransden/Joachain and Gasiorowicz) in this course in the past, so they are recommended. In general, I follow somewhat different sequence from most textbooks – for good reasons, I think. The ability to find a detailed explanation in a book or online when you need it is one of the skills you will need in your studies, as well as in your subsequent career.

Optional texts:

Griffiths: Introduction to Quantum Mechanics, 2nd edition. Very popular text, written almost as a transcript of actual lectures. (example: “..... *Physically realizable states correspond to the ‘square-integrable’ solution to Schroedinger equation. But wait a minute! Suppose I have normalized the wave function*”) If you like to be talked to, then this is a book for you. Myself, I cringe at times

Bransden/Joachain: Quantum mechanics (2nd ed.) I used this text previously, and covered Chapters 1-6, with some omissions and some additions. Chapter 1 is a very useful recap of Modern Physics missing from the other two books. Very good chapters on various applications of Quantum Physics (this might be useful for PHYS 541).

Gasiorowicz: Quantum Physics (3rd ed. Wiley 2003). Used in the past. Now includes many online appendices, but I liked the 1st edition better ...

and of course, there is always the (almost) timeless and (almost) perfect classic: Feynman Lectures on Physics!!!

Super-optional readings: Koestler's *Sleepwalkers* is the most fascinating book on Science I ever read. The concepts of a scientist as a sleepwalker has been taken over by John Bell of the Bell Inequality fame, and is described beautifully in his "Speakable and Unspeakable in Quantum Mechanics."

Hofstadter's *Godel Escher Bach* is, still, the best account of the deep connections between Sciences (including mathematics) and Art. It does not require any prerequisites, but some pages may take you half an hour or more ... At the end, you will be a better (at least a better-educated) person.

And last (and least): a "From Bach to Einstein and Beyond" - a Big Book in progress by yours truly. Any comments will be most welcome - this is what I am really concerned about these days ... And to get to know your Instructor up close and personal, you may want to have a look at the first chapter - see two attachments to my email.

1.4 General notes

This course is a core (required) course for participants in the "MS in Applied Physics" program. Some resulting features of the course may be attractive to a wider audience, including students from outside the Physics Department. Since many of our evening students have been out of school for several years, both this course and the EM course (PHYS543) are designed to help re-fresh some possibly forgotten math and physics skills. This means that the subject matter is covered "from scratch", and extensive help is available to students who might need it. At the same time, since the audience is more mature and better motivated than typical Junior class, the tempo is brisk, and the level is quite rigorous. In short, you can expect to learn a lot (if you are willing to work on it.)

Approach to Math: It has been said:

A proof convinces a reasonable man.

A rigorous proof convinces an unreasonable man.

This course will be "rigorous" in a different way. The proofs which will be given, rather than skipped, will be given not to convince you, but because they are illuminating and/or useful on their own. It will be "rigorous" not in the sense of splitting hair and enumerating all possible pathological cases when a theorem does not apply (most pathological cases don't really occur in Nature / Physics), but in the sense that we will try to really understand everything, or clearly recognize what it is that we don't understand.

1.5 Homework, Exams and Grading

There will be some problems assigned/suggested in this Manual as well as during lectures, but each student should self-assign additional problems from Peleg book. It is VERY IMPORTANT to attempt each and every problem BEFORE looking at the solutions (I recommend

covering each solution with a sheet of paper to start with, and then use the “strip technique” as explained at lecture ...).

It is of utmost importance not to get behind.

The philosophy of this course is

- 1) ”you will get out of it what you put in”
- 2) To provide enough challenge to satisfy everyone, here will be more material presented than can be expected even from a bright and determined student.
- 3) To serve students with perhaps insufficient preparation, all important topics will be covered from scratch.

I will determine your course grade after I examine

- 1) 40 % of your final grade. Your Quantum Diary covering all work you did for the course (PLEASE TYPE (preferred) or WRITE LEGIBLY – I cannot grade what I cannot read)

Typical entry might be:

date, number of hours spent, on what: studied Manual Chapter/section and found ..., studied Peleg text section(s) xxx, Peleg problem(s) yyy; visited office hours and understood zzz, ...

- 2) 40 % of your final grade. Your copy of the PDF of this Manual personalized/annotated by your conclusions, comments, ideas, questions ... Use mainly brief sticky notes, and corresponding highlighted text. Put the more verbose into your Quantum Diary. Typical sticky note might be: ”Where did this come from?” (and if you asked me or the TA, add second sticky Note like ”TA/Vladi/friend explained). Also: ”Needs more explanation”, ”Typo” for a typo etc. Also feel free to say this of that was interesting, or just an exclamation point etc.

For your annotations please use the Adobe Reader DC or equivalent (enabling text highlighting/underlining, sticky notes, and the identification of the writer (i.e. you).

- 3) There will be a Final Exam on the Things to Take Away from the course; it will count for 20 % of your final grade. The ”Things” you need to understand and may be asked to explain and discuss will be emphasized in Lectures.

The grading will be pretty loose, reflecting the course philosophy. In case of any doubt about acceptability of your work please do not hesitate to show me what you are doing as we go along.

NOTE: I will make an effort to lecture from our classroom at the UW as often as possible. However, there will be times where I will have to lecture from home and broadcast the lecture using the ZOOM system. I will send an EMAIL out as soon as I learn this will happen. And in fact, ALL lectures will be available on ZOOM in real time as well as recorded for later viewing. Some students might find it useful to come to the UW for every lecture, to benefit with the interaction with their peers.

	PHYS441	Tentative Schedule	Winter2020
Jan	6 8	Ch. 1,2 Introduction to course and to Quantum Physics	
	13 15	Ch. 10 delta function, Fourier, complex, vectors/matrices Ch. 3 Quantum Wave Mechanics	
	20 22	MLK Day	
	27 28	Ch. 4 Quantum Mechanics I	
Feb	3 5	Ch.5 Quantum Mechanics II: Hilbert space	
	10 12		
	17 19	Presidents Day	
	24 26	Ch. 6 Angular Momentum	
Mar	2 4	Ch. 7 Atoms reserve	
	9 11	Ch. 8 Bell Inequality, Quantum Computing, Grand Finale	

Course website: <http://faculty.washington.edu/vladi/PHYS441>

Chapter 2

Introduction to Quantum Physics

2.1 Experimental evidence for Quantum Physics

The amount of experimental evidence for quantum physics is overwhelming. As noted above, *all* available data agrees with quantum mechanics, and much of our civilization is actually based on it. In general, I am not a great advocate of a historical approach to science, but there are some foundational experiments of extreme significance and great beauty:

By the end of the 19th century physics has achieved amazing successes:

- Newton, building on contributions of Kepler and Galileo, provided the foundations. unifying everyday mechanics with the celestial motion.
- Maxwell, in a spectacular accomplishment, unified electricity, magnetism and optics. He predicted that a disturbance of the electromagnetic field should travel at a speed of $1/\sqrt{\epsilon_0\mu_0} \sim 3 \times 10^8 m/s$. In a truly historic moment, he learned, upon returning from his country house, that astronomers just measured speed of light to be $\sim 3 \times 10^8 m/s$.

However, some even more dramatic and far-reaching developments were awaiting around the corner of the 20th century.

2.1.1 The humble black body.

A black body is an object that does not reflect any light illuminating it – it absorbs everything. But by absorbing the EM energy it gains it and therefore it emits EM energy back, in general with a different spectrum. The classical realization has been a cavity with its inner walls maintained at a constant temperature T . After some time an equilibrium is established, where the energy received each second is equal to the energy radiated. The radiation in the cavity can be studied by analyzing the radiation coming from a small hole (see Figure 2.1)

It was soon recognized that the equilibrium is characterized by the temperature T the body achieves, and – what is more interesting – the spectrum of that radiation depends only on

T and on the frequency f ¹ (or equivalently λ on the wavelength

$$u(f, T) = \frac{c}{f^2} u(\lambda, T)$$

The independence of the energy spectrum on the blackbody details shows that this is an important, universal aspect of the thermodynamics, and therefore a significant effort centered on find the expression for the energy density $u(f, T)$

Using very solid classical physics arguments, Rayleigh derived the expression

$$u(f, T) = \frac{8\pi f^2}{c^3} kT \quad (2.1)$$

and it was a disaster – see Figure 2.2. It agreed with the experimental data for low frequencies, but it literally exploded, unphysically, at high f . Because no one was able to find fault with Rayleigh reasoning, it became “the ultraviolet catastrophe”.

On the other hand, Wien proposed an expression he found (based on a model that is no longer of interest)

$$u(f, T) = a f^3 e^{-bf/T} \quad (2.2)$$

and this, with the right choice of the adjustable parameters a and b worked quite well (see Figure 2.2). The agreement at high frequency was now perfect (no UV catastrophe!) but now the low frequencies were showing a small but definite and unacceptable discrepancy.

So at the very beginning of the twentieth century there were two formulas; one OK at high frequencies, the other one at low f . And in the year 1900, in a singular development in physics, Max Planck discovered the correct formula by purely mathematical trial and error:

$$u(f, T) = \frac{8\pi h}{c^3} \frac{f^3}{e^{hf/kT} - 1} \quad (2.3)$$

He *knew* it was correct because it agreed with the experimental data so excellently and over the full range of the variables. In addition, it beautifully made the transition between the Rayleigh and the Wien formulas (see Figure 2.2). So now Planck set out to find out what physics assumptions would yield his result.

After two months of work, he found and – as he was an old-school, careful and conservative³ physicist – reluctantly accepted the result: it appeared that the cavity walls emit EM radiation in “quanta” of energy hf , $2hf$, $3hf$, nhf - and nothing in between. As a consequence, the Boltzman classical average of energy

$$\langle E \rangle = \int E \cdot Prob(E) dE = \int E \frac{e^{-E/kT}}{\int e^{-E/kT} dE} dE \quad (2.4)$$

¹NOTE: I refuse the Greek ν for frequency: just think of the equation $\nu = v/\lambda$ (especially when hand-written ...)

²Plotting the dependence on the wavelength seems more familiar; the dependence of frequency makes clear the physics contents of the final Planck solution (see below).

³I say “conservative” in the best sense of the word; more about this in chapter XXX

becomes (with $x = hf/kT$ where h is the Planck constant and k is the Boltzman constant)

$$\langle E \rangle = \frac{\sum_{n=0}^{\infty} nxe^{-nx}}{\sum_{n=0}^{\infty} e^{-nx}} = \frac{-x \frac{d}{dx} \sum_{n=0}^{\infty} e^{-nx}}{\sum_{n=0}^{\infty} e^{-nx}} = x \frac{e^{-x}}{1 - e^{-x}} = \frac{x}{e^x - 1} \quad (2.5)$$

which, when multiplied by the classical density of states $\frac{8\pi f^2}{c^3}$, becomes the Planck formula. And it is a nice exercise to show it is indeed a smooth transition between Rayleigh and Wien:

$$\lim_{x \rightarrow 0} eq.2.3 = eq.2.1$$

$$\lim_{x \rightarrow \infty} eq.2.3 = eq.2.2$$

It also is a simple and very nice exercise on integral calculus. Normally, the definite integral is defined as the surface beneath the curve $y(x)$ calculated as a limit of a sum, i.e. the sum is an approximation. But sometimes Nature insists on using the sum, and it is the integral that is an approximation. Equations 2.4 and 2.5, illustrated on Figure 2.4, show how this comes about.

And finally, and remarkably, the Planck formula does not have any free parameter – not even for overall normalization (just two universal constants: the Planck constant h and the Boltzmann constant k). Both dependencies are quite dramatic (for the h on frequency, for the k on temperature, so Planck was able to determine both values with remarkable accuracy).

Note: physicists often use the value of the “hbar”

$$\hbar = \frac{h}{2\pi}$$

Summary

This was the first crack in the safe where Nature kept the quantum from us, and Max Planck is immortal for making the breakthrough.

2.1.2 From Black Body to Blackbody to the Big Bang

As fundamental as the blackbody was for the origin of Quantum Physics, there is more – much more.

- Relic from the Big Bang.

As early as 1948, based on not much more than the data on present-day abundances of the light elements (H, D, ...) George Gamow and collaborators predicted that a Big Bang should have left behind a relic of very low temperature radiation. In 1955, in an experiment aimed at reducing the noise interfering with the signals from the first active communication satellites, Penzias and Wilson observed a persistent excess of radiation around the temperature of about 3 K. Fortunately, they knew that Jim Peebles and collaborators were looking for the Big Bang relics in that temperature

range. So they persisted, and published their results; Peebles and Co. published the interpretation in the same issue of the journal, and the age of experimental cosmology was born. Penzias and Wilson received a Nobel Prize in 1978; Jim Peebles continued a remarkable involvement in cosmology and received an overdue, much deserved Nobel Prize in 2019.

- The COBE spacecraft experiment

Experimental cosmology continued mostly with high altitude balloons, and came of age with the launch of the COBE satellite in 1989. The first great result was obtained very soon: their measurement on the spectrum of the "relic" - now officially called the Cosmic Microwave Background Radiation (CMBR) produced a fantastic agreement with the Planck formula – see Figure 2.5. By now it was very difficult to think of any other origin of the CMBR than a hot Big Bang. Therefore, this is a good time for a brief overview.

Figure 2.7 shows the (by now) standard chronology of the Big Bang showing how the part of the Universe currently observable by us started extremely small and extremely hot, and in some 13 billions years gradually cooled down to the present temperature of 3K and expanded to the present radius of some 42 light years (this is more than 13 billion due to the Universe expansion). It is a very busy diagram, and one can (and should) spend a lot of time inspecting and reflecting its many features. It is mind boggling that we can interpolate our knowledge over so many orders of magnitude, and it is only natural that one's degree of confidence decreases as we go closer and closer to the Big Bang itself. Here, we start very conservatively at the end of the period of nucleosynthesis that lasted from about 10^{-10} to 10^{-9} seconds (it sounds really weird to use the word "lasted" in that sentence ...). The Universe was about one second old and "only" 13 million[sic] light years across and contained a mix of protons, neutrons, electrons, neutrinos and photons violently agitated at temperature of 10 billion K. And then light nuclei were produced, and nothing much happened for about 350 000 years – Universe was gradually expanding and cooling down. And then, quite suddenly, something dramatic happened. As the temperature decreased to about 3,000 K, electrons became for the first time able to combine with the nuclei to produce neutral atoms, and the Universe became transparent. For some obscure reason, this is called "recombination" but those electron and nuclei were never combined previously ... Figures 2.11 and 2.8 illustrate the process.

The 3,000 K photons then traveled unimpeded and kept cooling by the continuing expansion until they reached their today's temperature $T=2.7$ K. This is the Cosmic Microwave Background Radiation that Gamow (and others) predicted, Penzias and Wilson (and others) observed, and the COBE experiment could begin to investigate in detail. We already mentioned that their very first result (said to have been achieved in the first nine minutes!) was finding a spectacular agreement of the spectrum with the Planck black body formula. The whole Universe was a black body when CMBR was emitted because it originated in the whole Universe that is an isolated system by definition, and all its constituents were in thermal equilibrium because the expansion

rate was much slower than the rate of the thermal motion. In fact, the CMBR is the best black body found in the Universe.

- The absolute speed of Earth. By 1992 COBE accumulated enough data for a detailed investigation of the CMBR, Figure 2.6 show that the results were almost too good to be true:

a) the temperature was uniformly 2.7 K in all directions. This was great news for the theory: “we” were originally “in the middle” of everything (because everything was in the middle of everything). Now we are at the center of a “Hubbel bubble” of the radius of the observable Universe, and CMBR comes uniformly in as it has been emitted from the inner surface of a sphere called the surface of last scattering (see Figure 2.9).

b) when restricting the data a narrow temperature range of $\pm 3.5 mK$ a dipole signal appeared, consistent with the Earth moving through the CMBR background with a speed about 600 km/s. Special relativity is still valid, but clearly there is one reference frame that is more equal than the others⁴:-)

c) And finally, the great prize: when removing the dipole signal and restricting the data to $\pm 20 \mu K$ [sic !!!] there appeared a signal from the radiation of our own galaxy – which is not much more than a nuisance. But the data out of the galactic plane show a clear variation of randomly looking cold and hot spots. This was the Holy Grail, the hope of cosmologists which came to be fulfilled. Of course, the Nobel Prizes did not fail to come (to Mather and Smoot, the COBE leaders, in 2006).

- The (rare) definitive experiment.

The COBE experiment was followed up – with significantly more detailed results – by the WMAP project, and then by a definitive experiment called – appropriately – Planck. The cumulative progress can be seen on Figure 2.10. The pattern of cold and hot spots turned out to be anything but random. In the manner of decomposing a sound signal into contributions of various harmonics, one can similarly express the two-dimensional pattern into different “spherical harmonics” that are called “multipoles”. Naturally, the subsequent experiments show more and more details, so we show on Figure 2.12 the results from the Planck experiment. And this is the real Holy Grail. Nature has been kind to us: the peaks of the distribution contain priceless information on various cosmological models and their parameters.

The peaks seen on the Figure are called “acoustic peaks”. It may sound strange that we speak of acoustics in the emptiness of space. But the space was not empty when CMBR was emitted – as you can see from Figure 2.7 the density was considerable, and it was sufficient to enable mechanical waves fully analogous to sound waves in air. But what is important is the amount of information that is provided by the exact locations

⁴Expanding on this and previous paragraph: the emission of CMBR happened everywhere at the same time, and it was a very brief (relatively speaking :-) flash emitted at about $(13,000,000,000 + 300)$ years after the Big Bang. We keep seeing it as if it kept happening, but this is an illusion due to the CMBR photons coming at us from larger and larger distances.

and heights of the peaks. As a dramatic example, it was possible to determine from the spectrum that the metric of the observable Universe is not curved but compatible with flat. This means that the whole Universe is very much larger than our observable Universe, maybe infinite. It is awe inspiring that we can meaningfully discuss the whole Universe that we have never seen and will never see ...

I called the experiment definitive because its determination of the acoustic peaks cannot be improved. The resolution of the peaks is limited by the physical effects along the path of the CMBR photons from the surface of last scattering to us. When the resolution of the measurements exceeds this limit, any additional measurement will not change the results (unless, of course, the Planck team committed some grave errors, which is very unlikely). So the experiments is definitive and this is rare (and very valuable).

And finally: I find it remarkable to what degree the theory and the experiment cooperated in achieving the truly breathtaking results that we have discussed. Often it happens that the theory follows the experiment, and the work of the theorists may then have the nature of an after-the-fact postdiction. This significantly reduces the power of any claim that the successful experiments “confirmed” the theory. A dramatic example of the impressive lead of the theory in cosmology can be seen on Figure 2.13.

In fact, an even much more dramatic example concerns the cosmic inflation. So far we refrained from discussing it because limiting ourselves to the more reliable concepts seemed are-inspiring enough. Inflation refers to the possibility that the Universe went from initial size of e.g. 10^{-10} to a size of e.g. 10^{+15} meters, within the time of e.g. 10^{-28} seconds; then the “regular” Big Bang followed (well, this would make the Big Bang look not so spectacular, after all -;) This has been motivated by the hope that it would remove some of the remaining difficulties with the theory. It so happens that some (many?) cosmologists now claim that the data from the Black Body research provide (or will provide, when polarization measurements improve) experimental evidence that inflation has in fact happened. As I remarked when discussing the metric of the “whole Universe”: the mere fact that we can meaningfully discuss the cosmic inflation is mind boggling.

2.1.3 Max Planck Conclusions, in his own words

Near the end of the Prelude I noted the hope in an eventual recovery of my youthful optimism in our young people, children and grandchildren. Stories like the one I told you in this chapter reinforce that hope. I will close with the words of the Great Man himself:

“Science enhances the moral value of life, because it furthers a love of truth and reverence; love of truth displaying itself in the constant endeavor to arrive at a more exact knowledge of the world of mind and matter around us, and reverence, because every advance in knowledge brings us face to face with the mystery of our own being.

2.1.4 blackbody spectrum summarized

The dependence of the "blackbody spectrum" on wavelength requires quantization of energy levels of electromagnetic radiation inside the black body cavity, with

$$E = hf \quad h = 6.6 \cdot 10^{-34} \text{ J.s}$$

The "Planck constant" is a fundamental property of Nature, and honors the scientist who discovered it (in addition to the Nobel prize he received).

Note the time sequence of Planck's discovery (correct formula first, its derivation two months later), and do not miss a useful lesson on integration and averaging.

A fascinating example of black-body radiation is the "cosmic background" of radiation emitted when, after the Big Bang, radiation "decoupled" from matter. This happened when Universe was about 400,000 years old, and the temperature was 3000 K. Since then, the expansion of the Universe by a factor of about 1,000 has cooled down the radiation by the same factor to about 3 K today. The precise measurements of the "ripples" in the cosmic background are starting to provide some incredibly detailed evidence on the early Universe (as well as information on our "*absolute*" speed).

2.1.5 photoelectric effect

The second foundational quantum effect was discovered by Hertz in 1887, studied by Lenard⁵ and interpreted by Einstein in 2005.

Electrons are ejected from an anode by a stream of photons, and collected by a cathode (see Figure 2.14). The main results are

- 1) The collected current depends on the light intensity, but the "stopping potential" (necessary to prevent any electrons from reaching the cathode) does not
- 2) On the other hand, the stopping potential does depend on the frequency of the light used.

$$eV + W = hf$$

where the constant h happens to be the same number as in a) as well as below. This might remind you of Maxwell's triumph showing the $1/\epsilon\mu = \text{speed of light}$ as measured directly.

Explanation of the photoeffect is what Einstein received his Nobel Prize for: radiation of frequency f consists of quanta called photons, each of energy hf . You should see, and be able to show to anyone, the extraordinary beauty of the reasoning.

2.1.6 Compton effect:

photon-electron elastic scattering, with the "recoil" photon showing lower frequency than the initial photon. This shows that a photon is a "particle" with energy and momentum

⁵Lenard won the Physics Nobel Prize for his research. This did not prevent him from becoming a fervent Nazi supporter, together with Johannes Stark, another Nobelist.

$$E = hf \quad p = E/c$$

Recall the general formula

$$E = \sqrt{m^2 c^4 + p^2 c^2}$$

with the special cases (HW!) of

- a) rest
- b) non-relativistic motion (yielding the familiar expression for the kinetic energy)
- c) ultra-relativistic case (i.e. EM)

2.1.7 diffraction of electrons

although they are generally considered to be particles, they exhibit diffraction as a wave with the wavelength

$$\lambda = h/p$$

Note the serendipitous role of broken equipment, and also the family symbolism:

J.J.Thomson (Nobel prize 1906 for showing quantum nature of electricity)

G.P.Thomson (Nobel prize 1937 for showing wave nature of electrons)

2.1.8 quantization of physical quantities:

atomic spectra: the spectra of light emitted by excited atoms are quantized as

$$hf_{ab} = E_b - E_a$$

where, as discovered later, E_b and E_a are the energies of the initial and final state (i.e. there was a "quantum jump" from state a to state b). We will be able to calculate that soon enough.

Stern-Gerlach experiment: the deflection of particles going through inhomogeneous magnetic field are quantized as if the had the angular momentum projection quantized as:

$$L_z = mh/2\pi = m\hbar$$

where m is an integer; see Figure 2.15

2.2 The Puzzle Illustrated by the Double Slit Experiment:

(Feynman Vol. III,1.-3.) see our Figure Figure 2.16

To fully appreciate the Puzzle, you should try to 'comprehend' that if you **open** the slit B, electrons will **stop arriving** at point P !

HW: impress your friends with this, the Central Mystery of Quantum Physics, using a modified version of the double-slit experiment using the “Mach-Zehnder” interferometer. This not only illustrates the puzzle directly and quantitatively, but it also serves as an example of the central role that interferometry (looking at a tiny *differences*) plays in modern physics.

2.2.1 The Interferometer

Light impinges on a half-silvered mirror BS (BS is for ‘Beam Splitter’ !). The rest of the spectrometer consists of two ordinary mirrors M1 and M2, detectors D1, D2 and D1’ and a screen, as indicated on Figure 2.21. As discussed in the Figure caption, the beam splitter splits the beam in a very remarkable way.

In addition: When we do something to one path and not to the other one as indicated by “B=?” (the simplest is to introduce a gradual delay along path 1, or magnetic field with which we can gradually change the phase of the beam) the whole spectrum of fringes gradually shifts.

The results show a big puzzle: when only one detector is in place, we observe that each and every particle came through path 1 or path 2. But without the detectors we observe the interference, as if SOMETHING passed through BOTH paths.

We obtain similar results using all particles (photons, neutrons, atoms, even molecules). And note that this is not some weird quantum theory: these experimental facts will have to be explained by the present or ANY future theory (recall the quotes on top of the first page).

Using particles traveling slower than light, we can have fun of thinking about the ontology when we place the path one detector in the position D'_1 . Whenever this detector does not detect the particle when predicted, we know that (and exactly when) will the detector D_2 hit. What is the ontological status of the particles between the non-detection by D_1 and detection by D_2 ?

And last but not least: the particles are detected as single impacts, no matter how far from the source, and the interference effects subsist when the flux of particle is so low that they come literally “on by one” (see Figure Figure 2.22).

So what happens?

Some say: well, the two particles ‘simply come through both paths at the same time. That seems very difficult. Each copy of c . the particle behaves like the whole particle, with its full energy, momentum etc. And it is easy to extend the setup so that the initial beam is split into many beams, even infinitely many, even uncountably infinitely many.

In an apparent act of desperation, believers in the Many Worlds interpretation double down: with every single quantum decision to be made anywhere, the whole Universe splits into as many Universes as there are the possible options for that quantum event.

We have something real simple, say the proponent of the Transactional Interpretation: any single quantum event simply sends faster-than-light to all possible quantum partners and the decision is made depending on which transaction prevails ...

With all due respect to my learned colleagues, all these cures seem (much) worse than the disease.

As we shall see, the standard interpretation of our present theory (quantum mechanics) claims that this question is meaningless. The formalism allows us to correctly calculate the probabilities of the outcome of any experiment we can perform, the experiments discussed above are different experiments, and "what really happened" is, at best, a question for philosophers (while the "real physicists" say: "Shut up and calculate" :-).

On the other hand, some of us say: just wait a minute (or a century or two...)! More on this in Lectures ...

2.2.2 Fundamentals of Quantum Physics

Summary of experiments

1) wave-particle duality

	bullets	water waves	electrons	EM waves
lumps(quantum) ?	yes	no	yes	YES
interference ?	no	yes	YES	yes

(the answers in upper case are the essence of the quantum-mechanical particle-wave duality)

2) Many physical quantities are "quantized".

2.2.3 The Quantum Mechanical Solution of the Puzzle:

Planck (1901) : $E = hf$ to explain blackbody spectrum

Einstein (1905) : $p = E/c = hf/c = h/\lambda$ to explain photoelectric effect

deBroglie (1925) : a (complex) wave with $\lambda = h/p$ also for electrons etc.

(all of the above with the same value of the Planck constant h =)

Born (1927) : probabilistic interpretation of ψ

momentum p , energy E \Leftrightarrow complex $\psi(x, t)$ with wavelength $\lambda = h/p$ and period $T = h/E$

We shall see how boundary conditions impose quantization. A bit later, we shall see how all this is embedded in the abstract, elegant theory of Quantum Physics in Hilbert Space.

2.2.4 Particle in a potential “box”

Already at this stage we can do some quite fundamental physics. Consider a very simple but very useful “playground” of Quantum Mechanics (see Fig. 8). Particle of mass m is confined in a potential $V(x) = 0$ for $0 < x < a$ and $V(x) = \infty$ outside.

Standing waves with

$$L = n\lambda_n/2$$

immediately yield quantization of energy

$$E_n = n^2 E_1$$

where $E_1 = h^2/8mL^2 \neq 0$

This is our first encounter with quantization as consequence of the boundary conditions. The hydrogen atom will turn out to be just like this (only a little more complicated mathematically). The remarkable, highly non-classical result that the ground energy is not zero will turn out to be required by the Uncertainty Principle.

2.2.5 Development of quantum physics continued

Born rule elaborated

It would be hard to overestimate the importance of the Born rule giving the correct interpretation of the wave function. It is interesting to note that Born, in his Nobel lecture, gave credit to Albert Einstein (so much for “Einstein was wrong” etc ...).

$|\psi(x)|^2 dx \equiv$ probability of finding the particle in $(x, x + dx)$

$\int_a^b |\psi(x)|^2 dx \equiv$ probability of finding the particle in (a, b)

$|\psi(x)|^2 \equiv$ probability **density**

$\psi(x) \equiv$ probability **amplitude** or the “**possibility** wave”

for a discrete case, $|\psi_i|^2$ is the probability of the i -th outcome

several **distinguishable** alternatives: add **probabilities**

for several **indistinguishable** alternatives: add **probability amplitudes** or **possibilities** or **wave functions**

NOTE: When you think about it, the alternatives to get a given (i.e. fully specified) quantum state from a given (fully specified) initial state are ALWAYS indistinguishable. Failure to appreciate this is at the origin of many published papers.

2.3 Figures



Figure 2.1: Commercially available blackbody. With a heater (or cooler) and temperature lock.

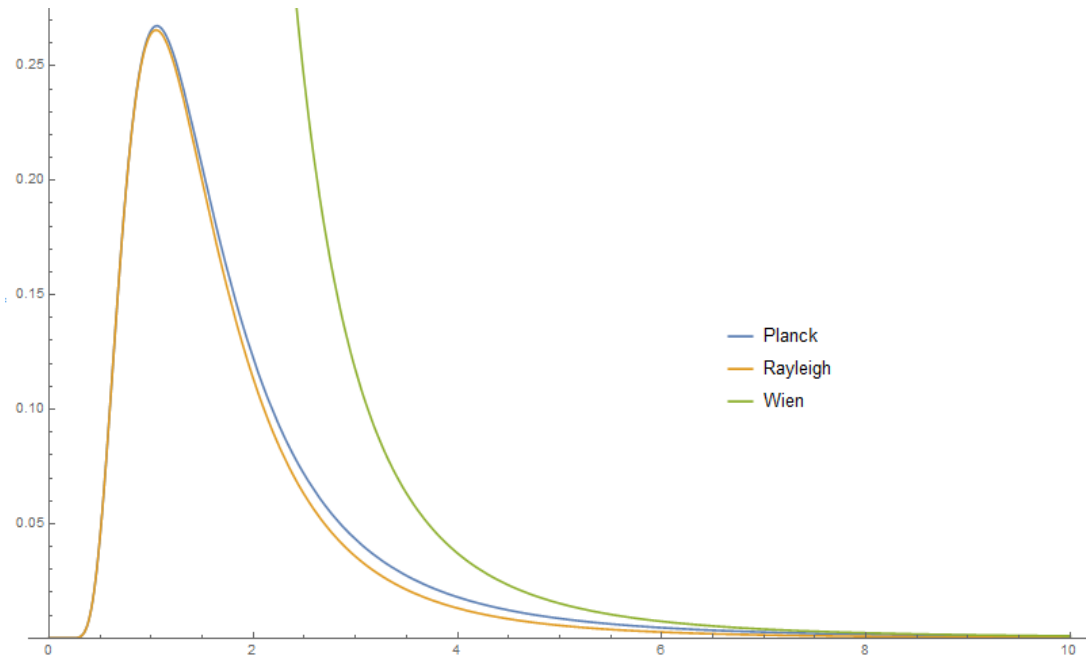


Figure 2.2: Horizontal is the wavelength in mm. The UV catastrophe is obvious. To appreciate the low frequency behavior see the LogLog plot next.

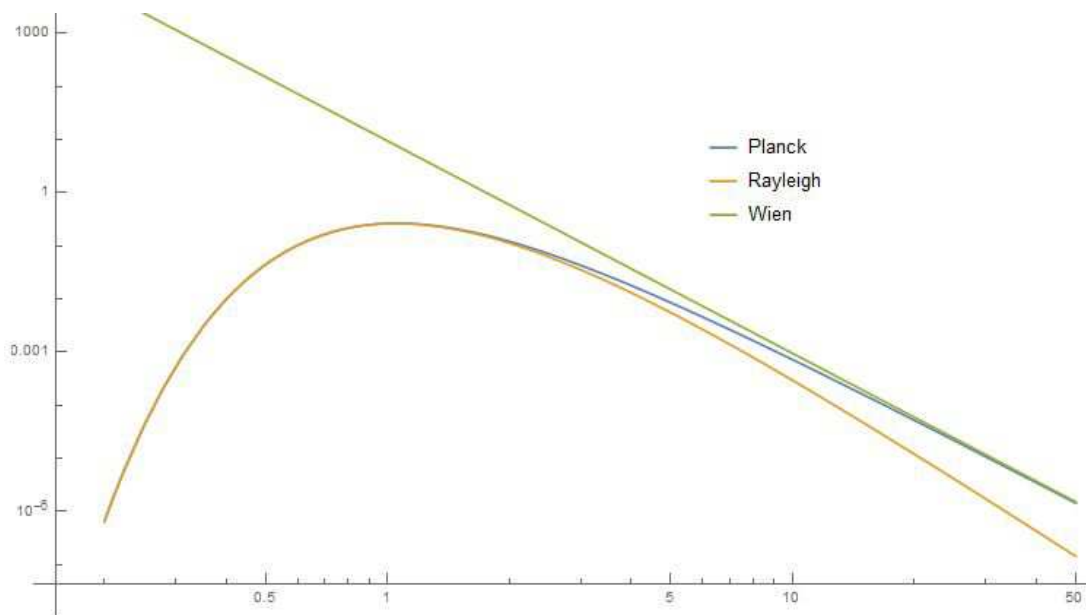


Figure 2.3: LogLog of previous plot. I am mesmerized by this graph :-)

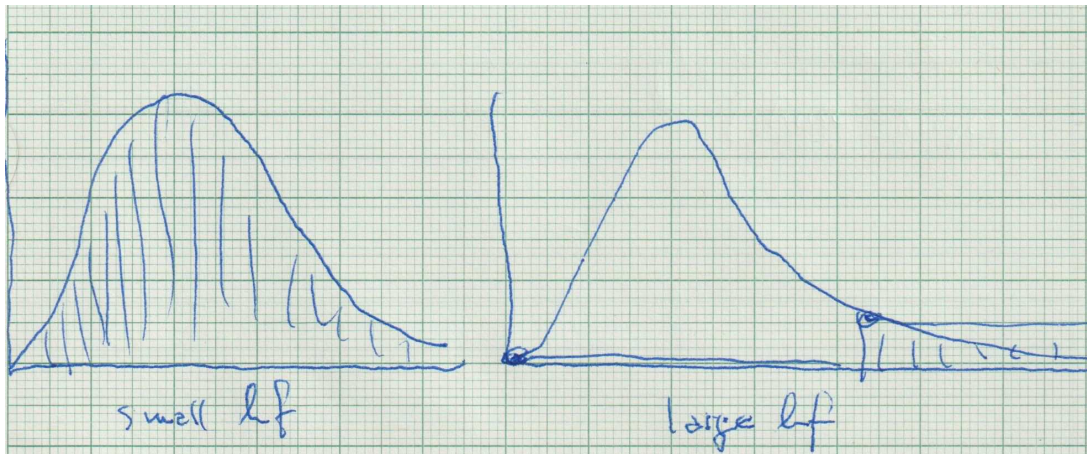


Figure 2.4: An elementary integral/sum lesson.

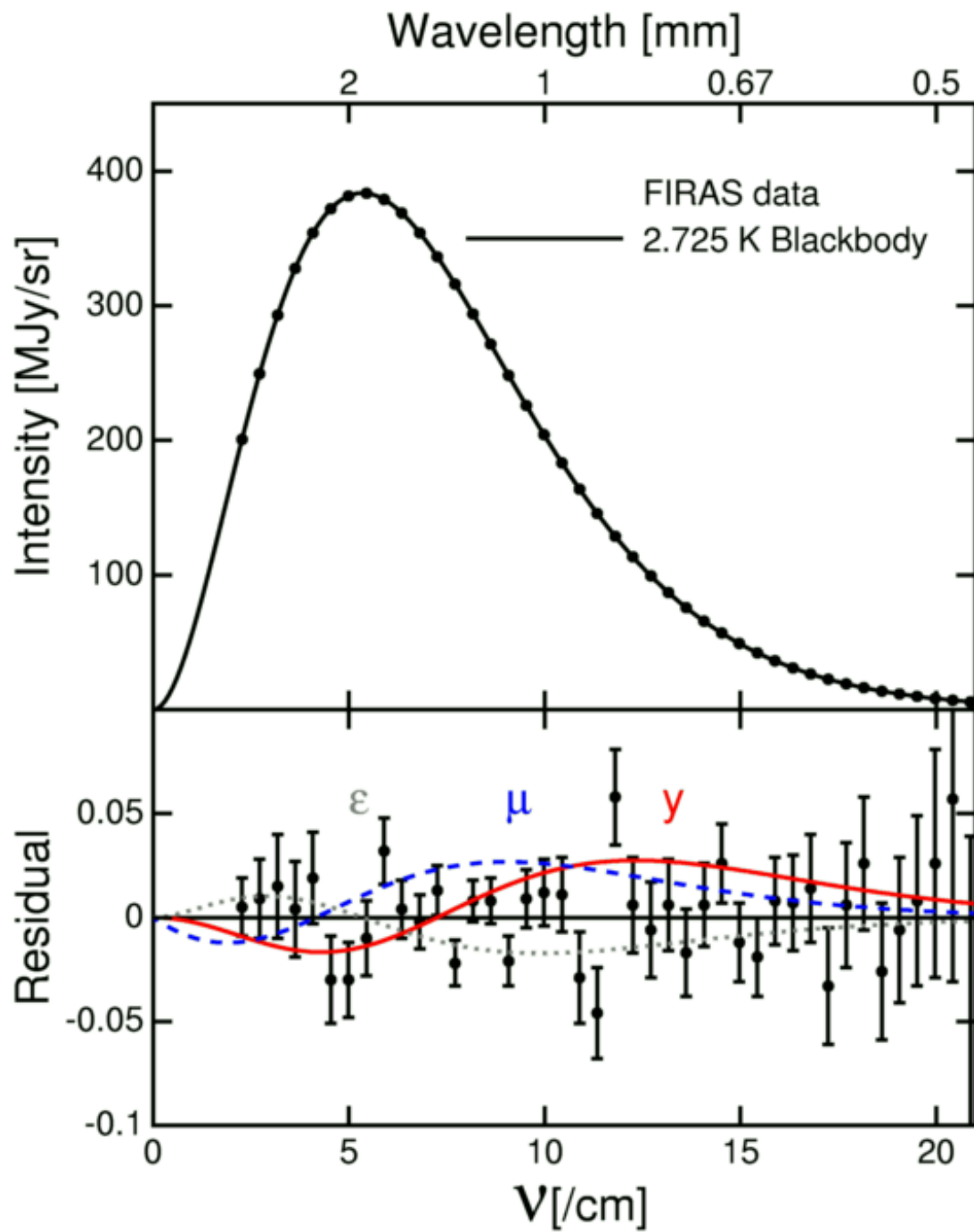


Figure 2.5: The error bars are smaller than the thickness of the line. Magnified at the bottom; the curves are no longer relevant.

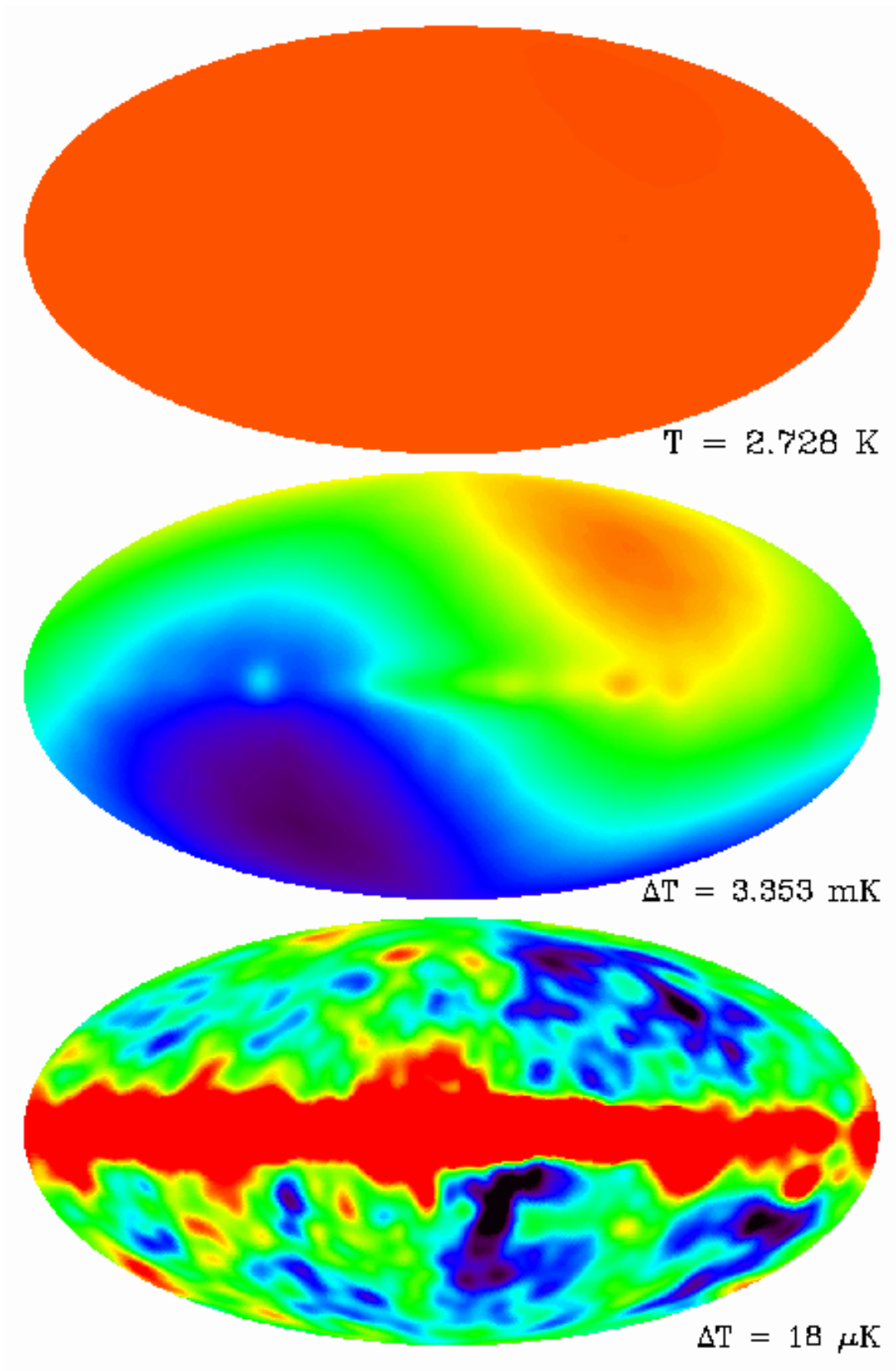
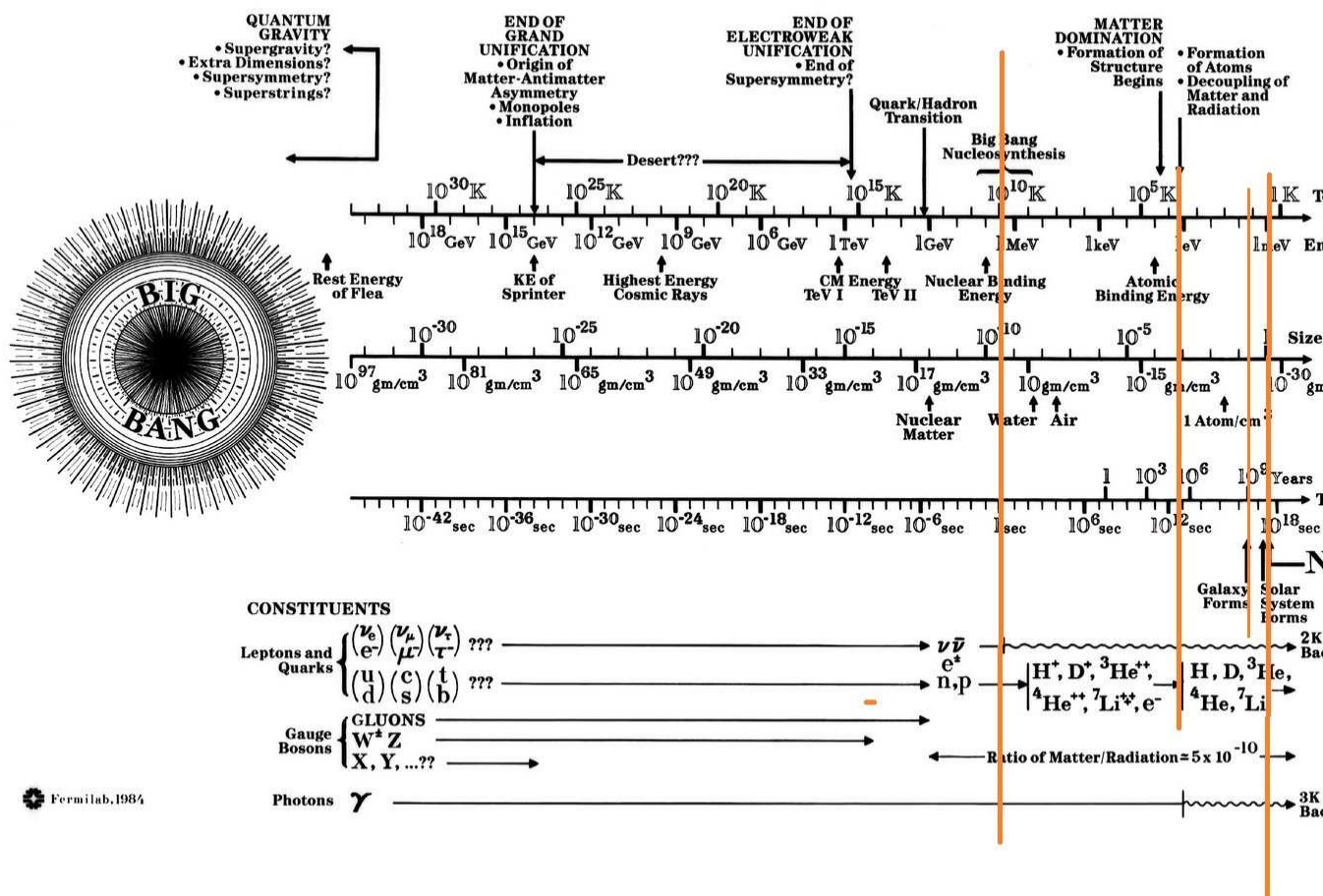


Figure 2.6: The Nobel for COBE for this



Fermilab Photograph

Figure 2.7: Chronology of the Big Bang

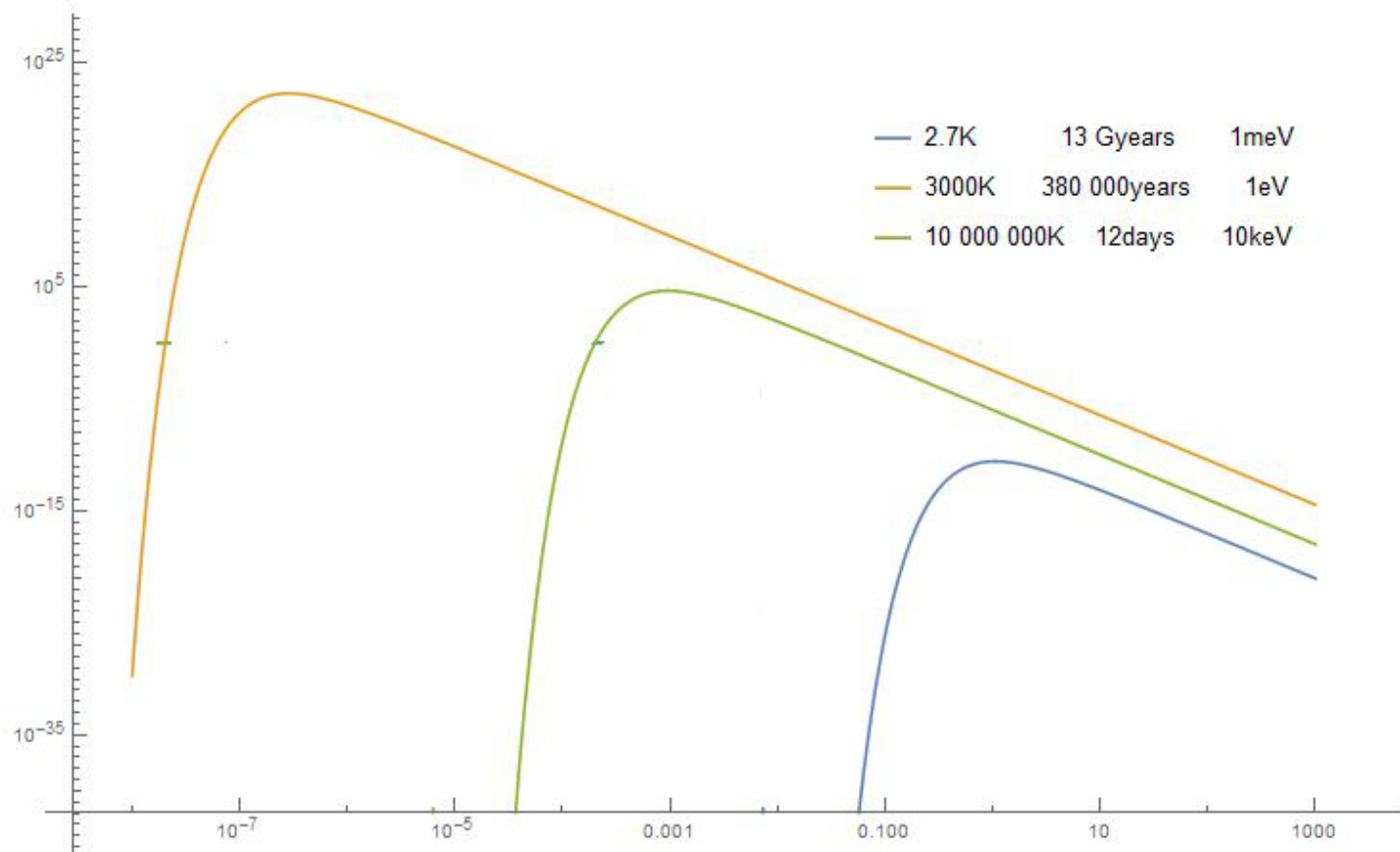


Figure 2.8: Planck spectra for three temperatures. Horizontal scale is CMBR wavelength in mm; note the absolute vertical scale! The legends give Temp of CMBR, time since BB and energy of the CMBR

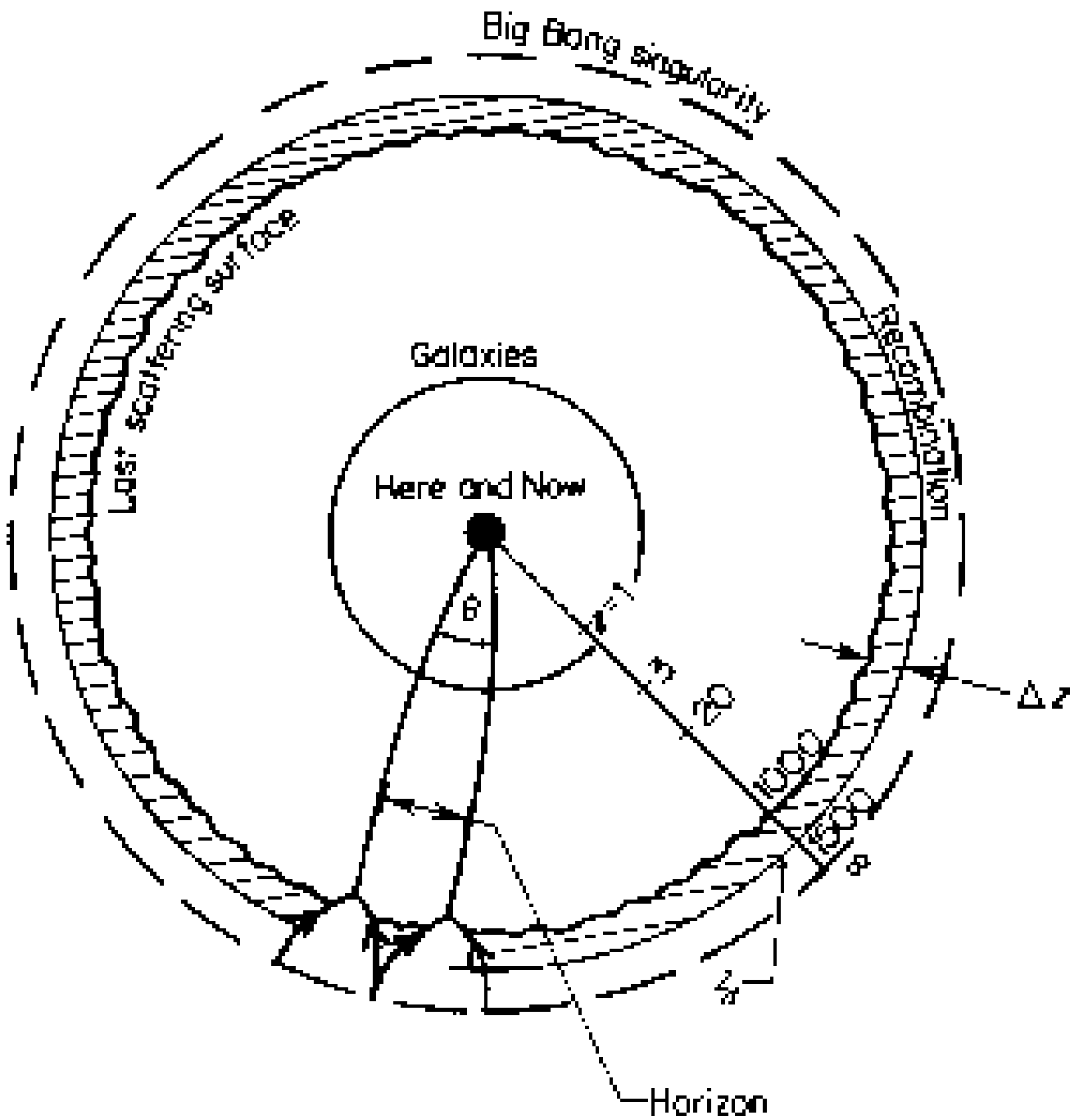
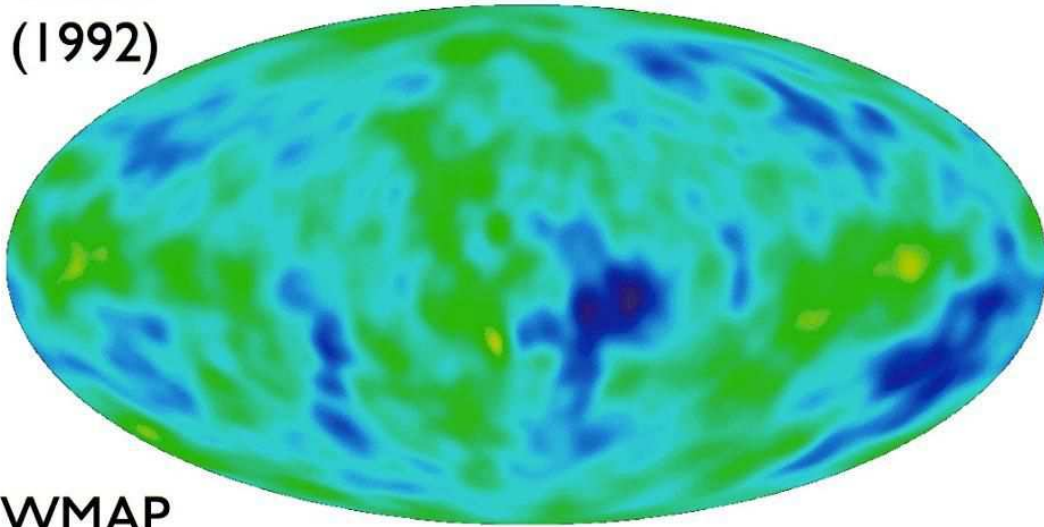
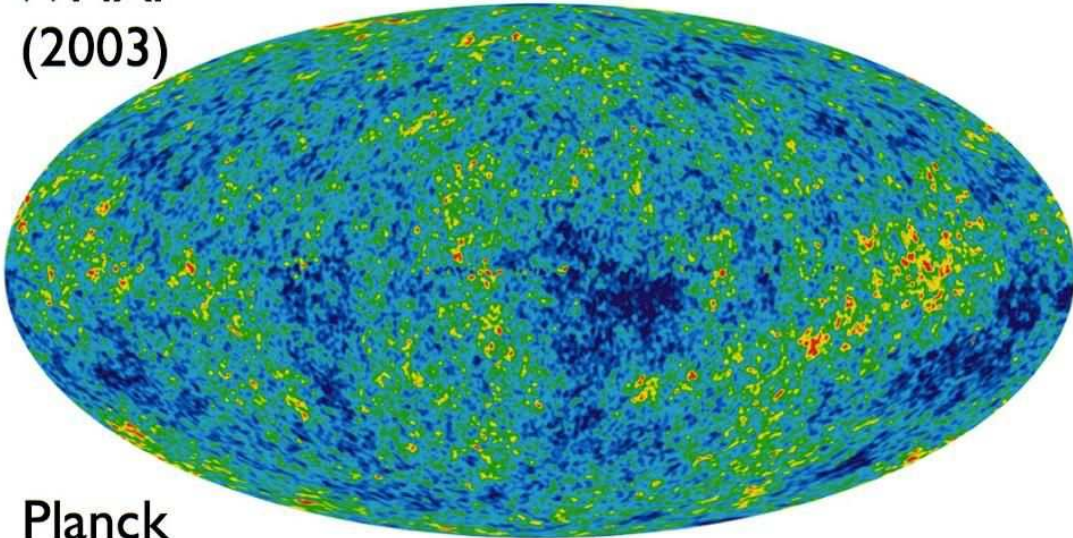


Figure 2.9: Cartoon of the surface of last scattering

COBE
(1992)



WMAP
(2003)



Planck
(2013)

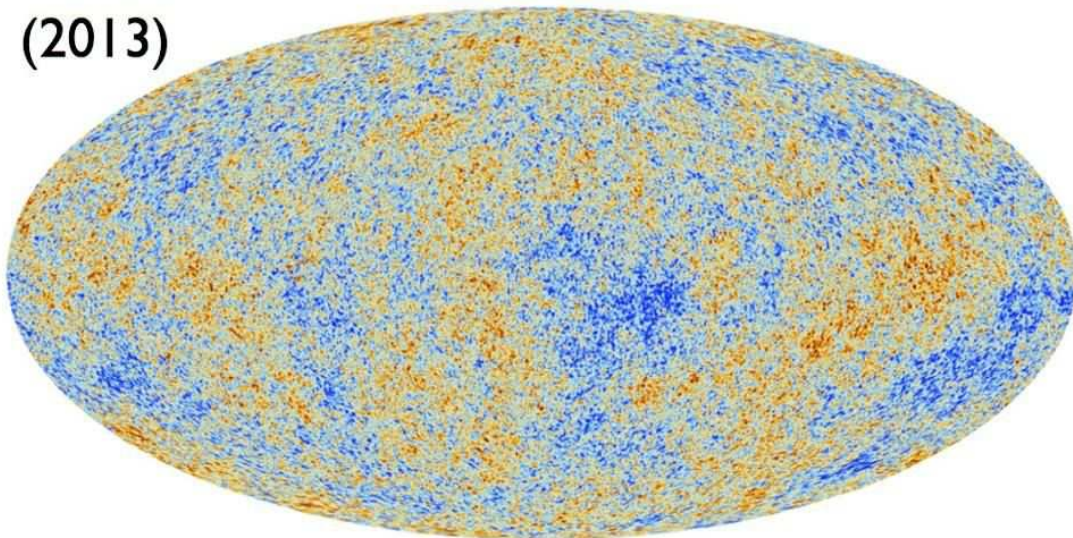


Figure 2.10: The three spacecraft experiments. COBE resolution is barely sufficient to see the first peak (see Figure 2.13); the Planck resolution cannot be improved (see Figure 2.12)

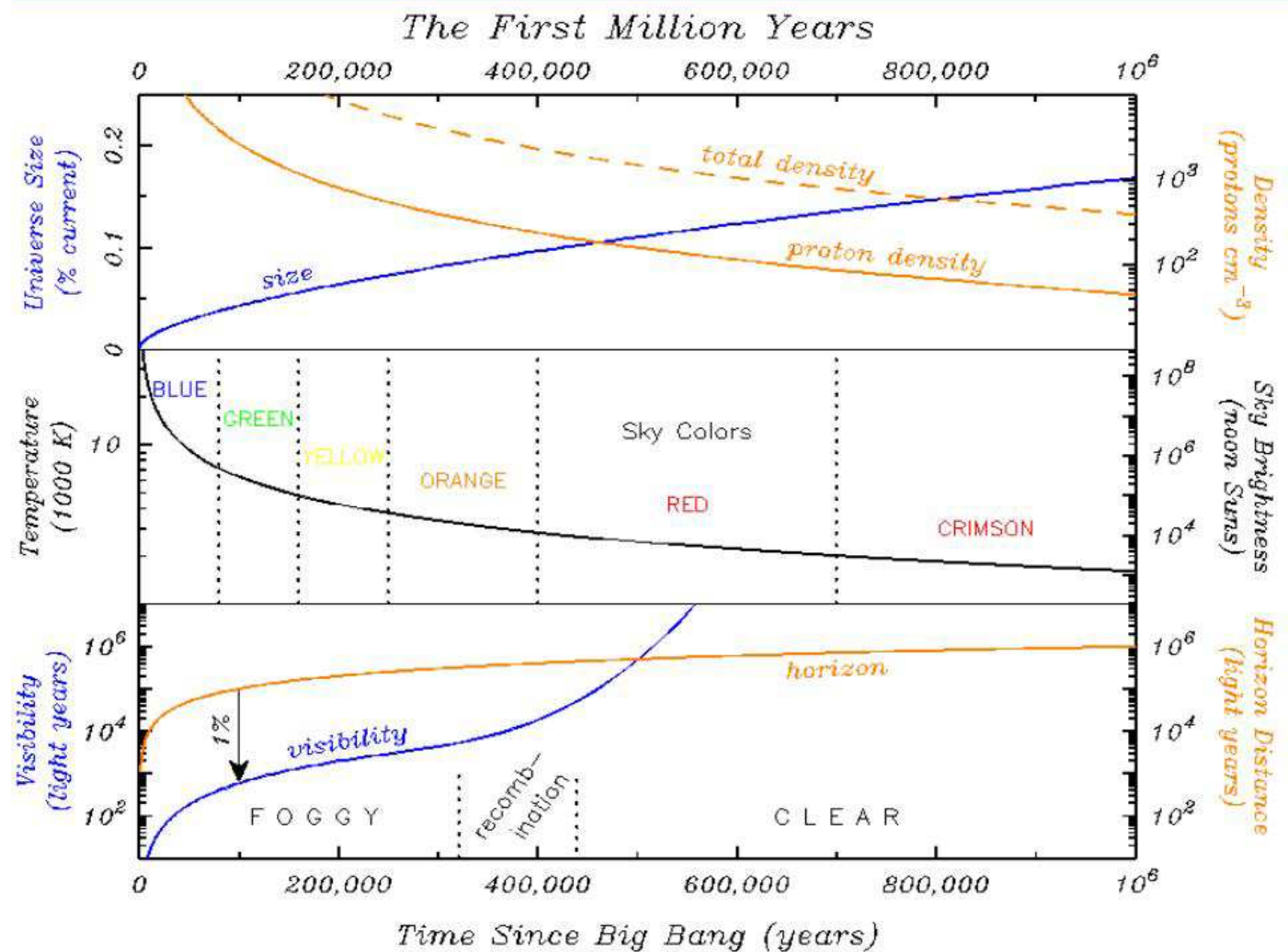


Figure 2.11: Many interesting facts about the first million years.

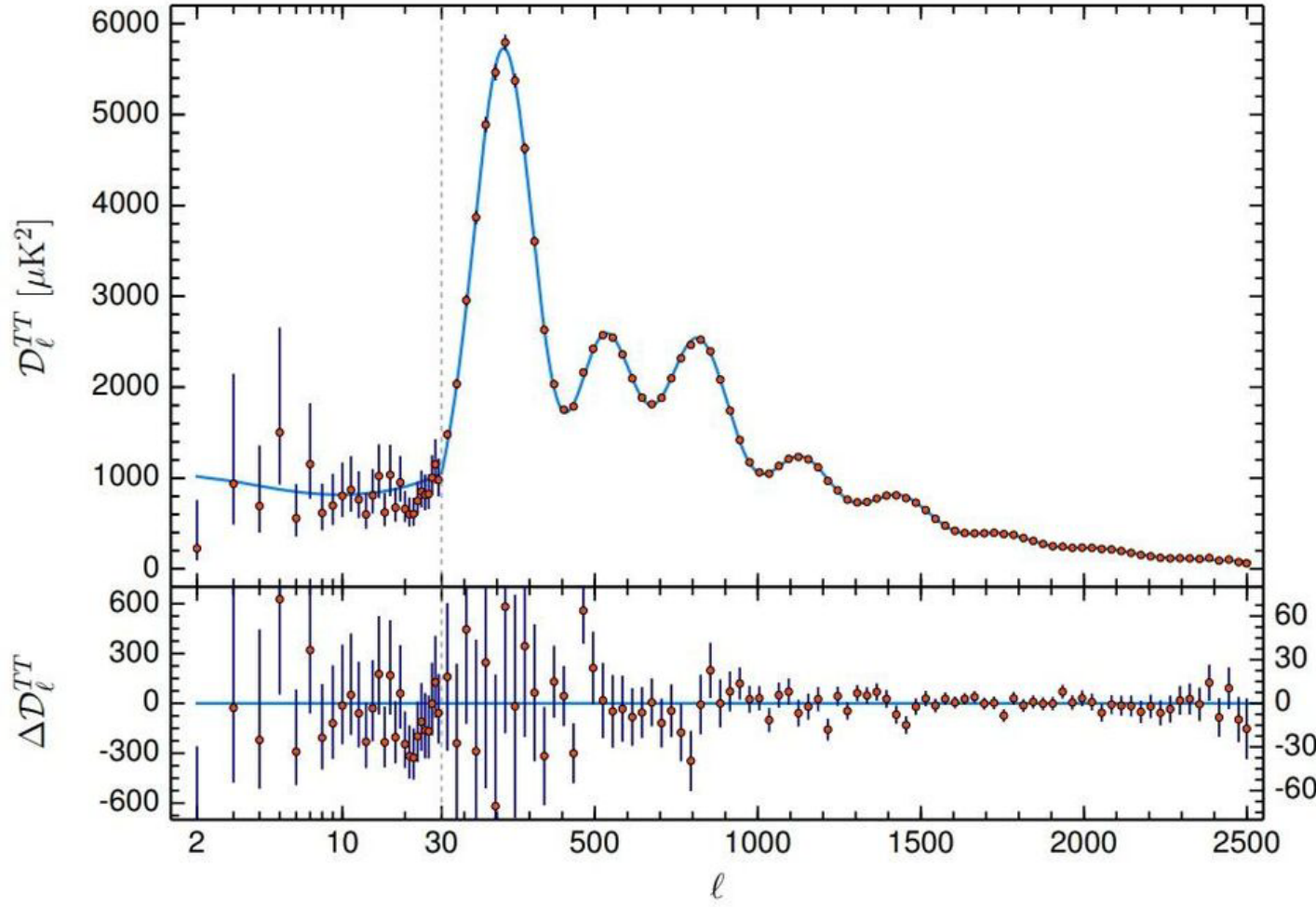


Figure 2.12: The definitive acoustic spectrum from Planck. The error bars of the residuals are multiplied by 10 on the right of the dashed line,

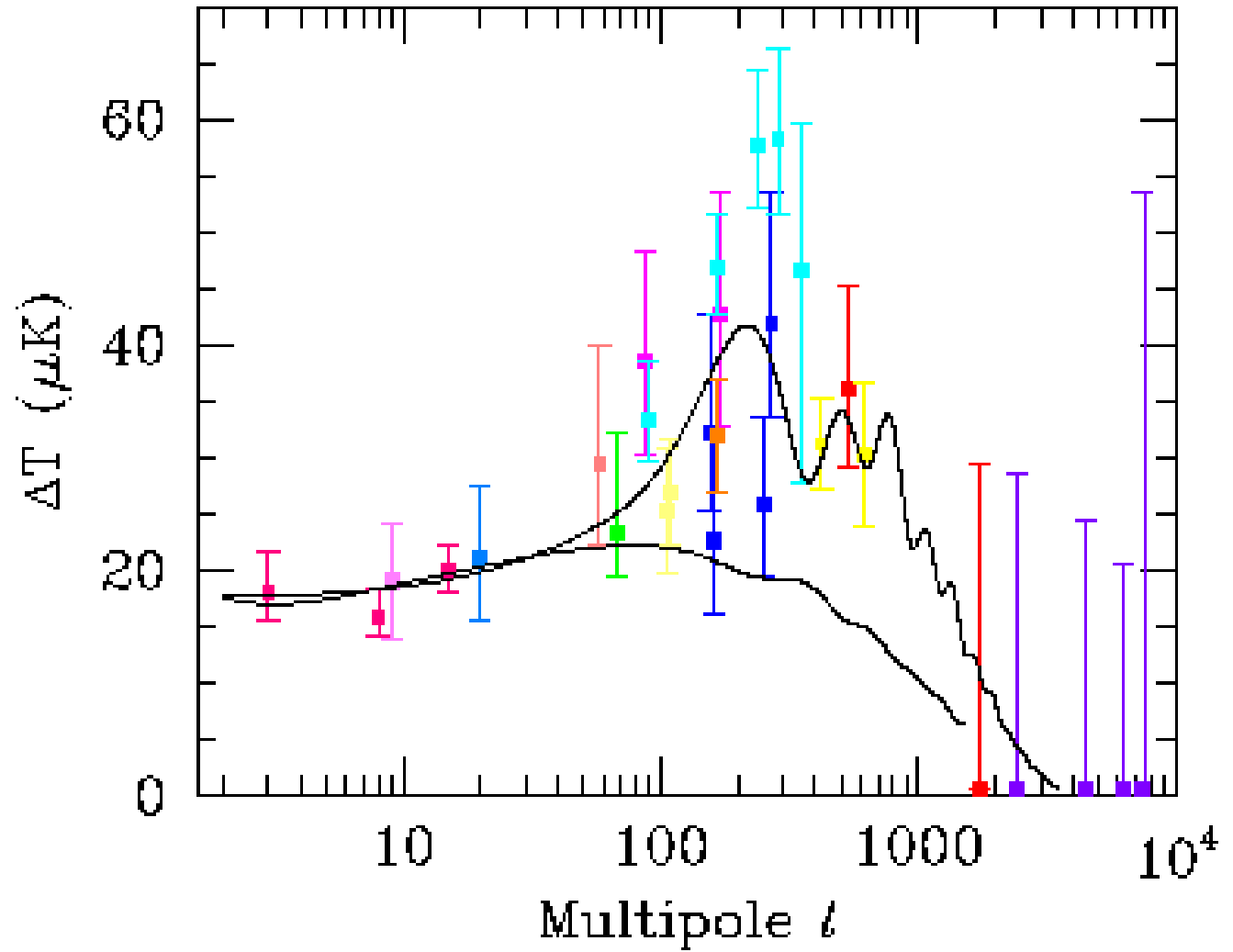


Figure 2.13: The preWMAP (i.e. also prePlanck) spectrum from 1999. The solid line is the prediction they call "the standard model". Compare with the previous plot. Those theorists in 1999 were clairvoyant(s)!!!(see text on the bottom of p.6)

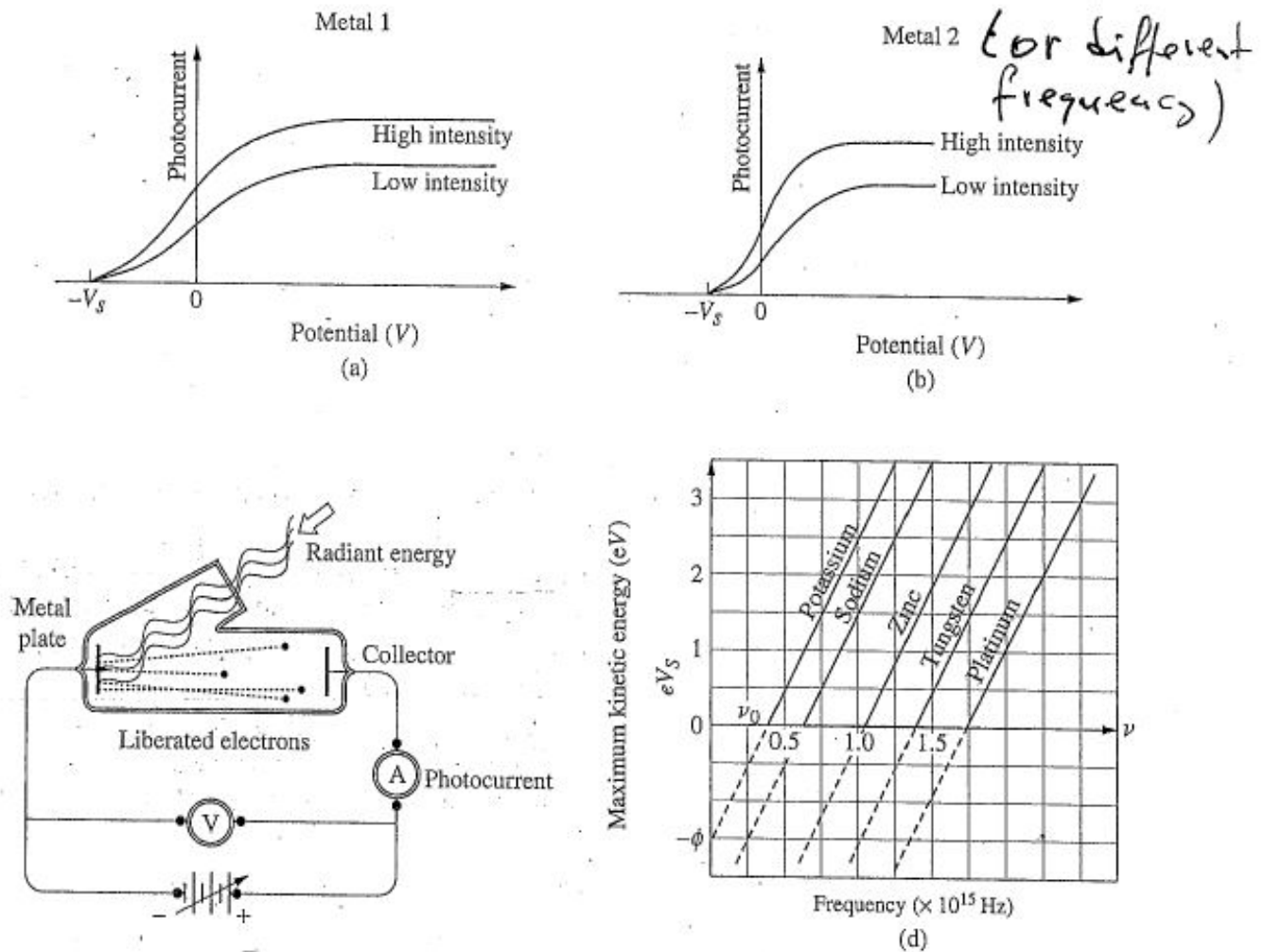


Figure 2.14: Caption for PhotoeffectCombo

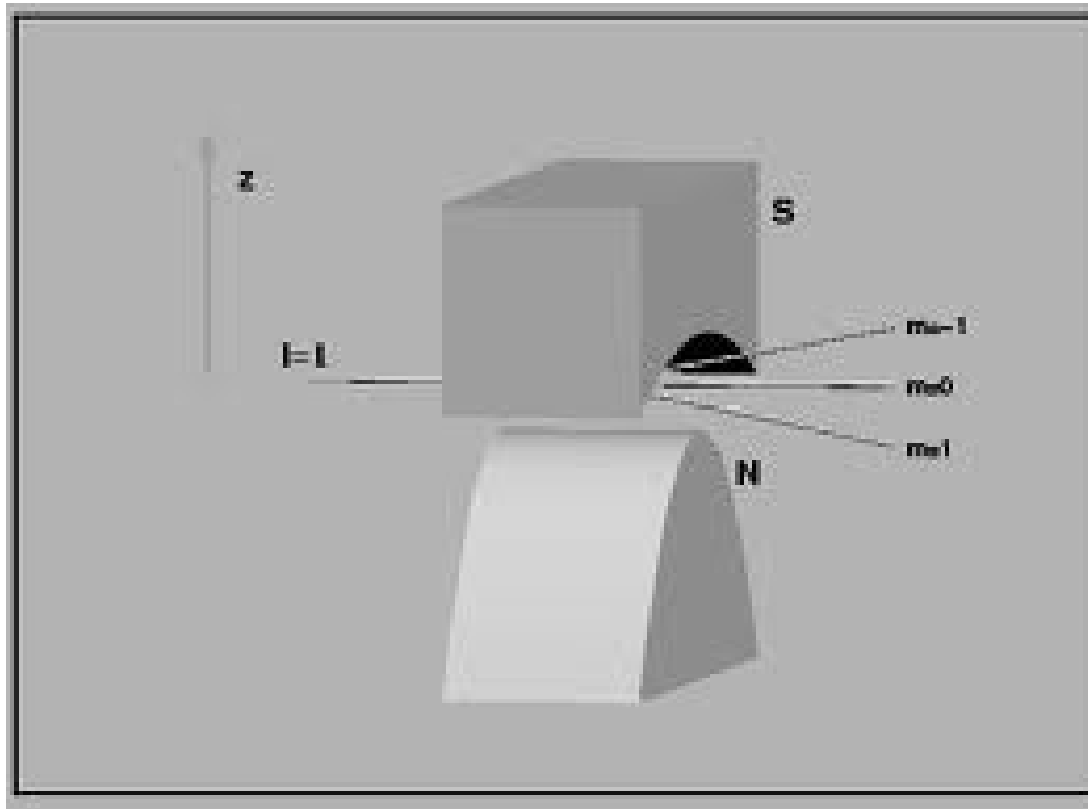


Figure 2.15: Caption for SternGerlach

Fig. 1-1. Interference experiment with bullets.

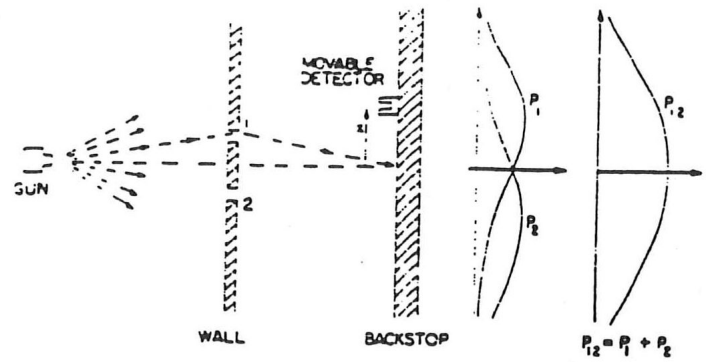


Fig. 1-2. Interference experiment with water waves.

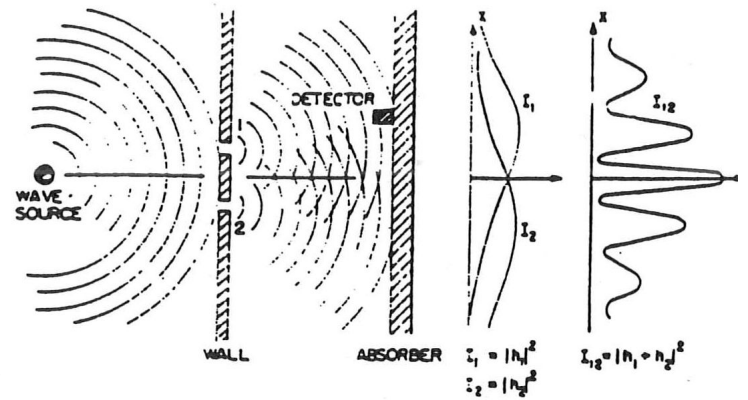


Fig. 1-3. Interference experiment with electrons.

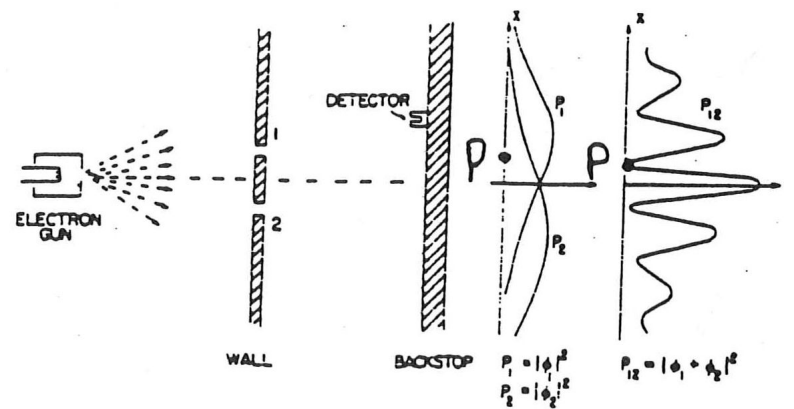


Figure 2.16: Caption for FeynmanCentralMystery

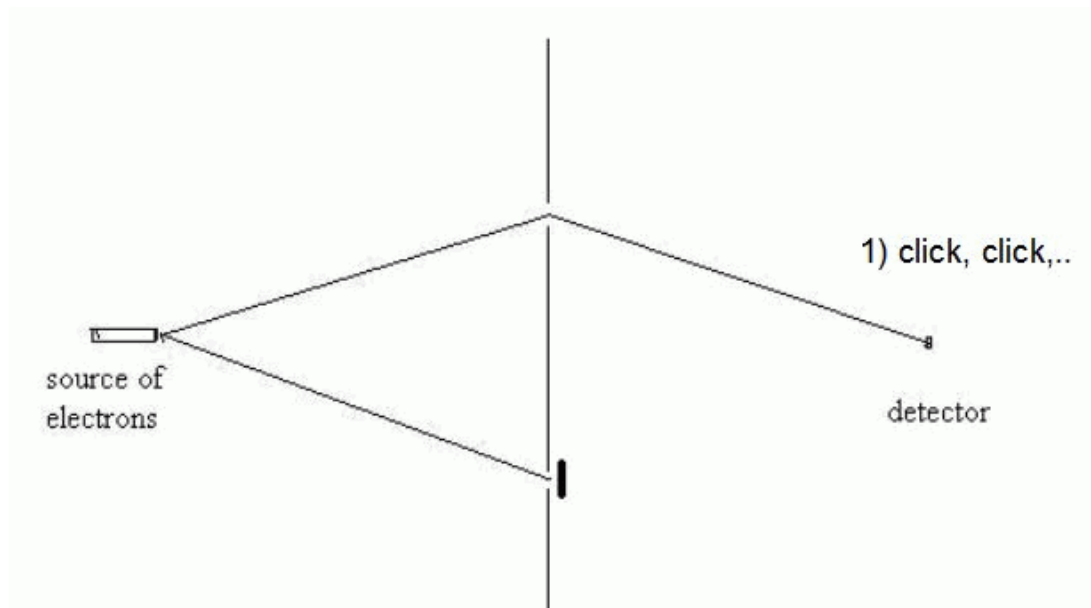


Figure 2.17: The double slit setup with the lower slit blocked; the detector is placed at the point P on Figure 2.16. You hear clicks as electron arrive at the detector.

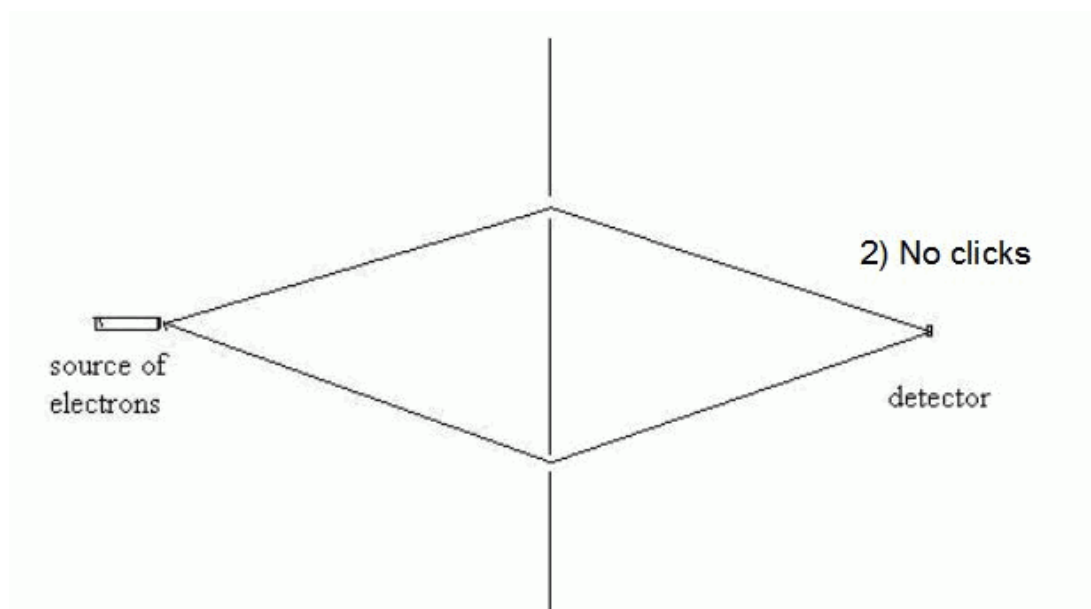


Figure 2.18: You OPEN previously closed slit, and the electrons STOP arriving

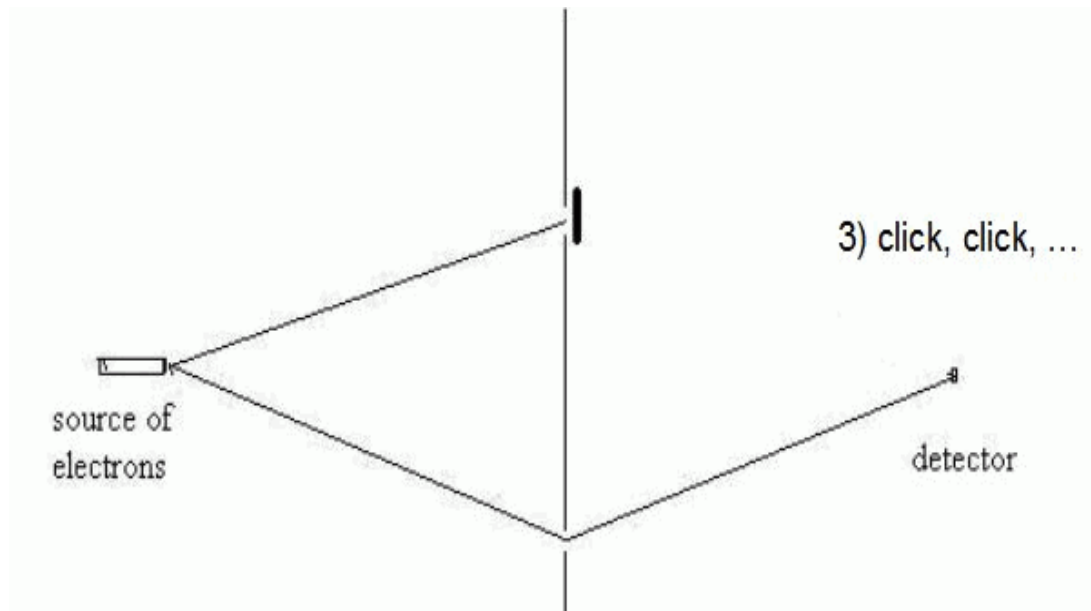


Figure 2.19: Now you close the top slit, and electrons are arriving again - click, click click
...

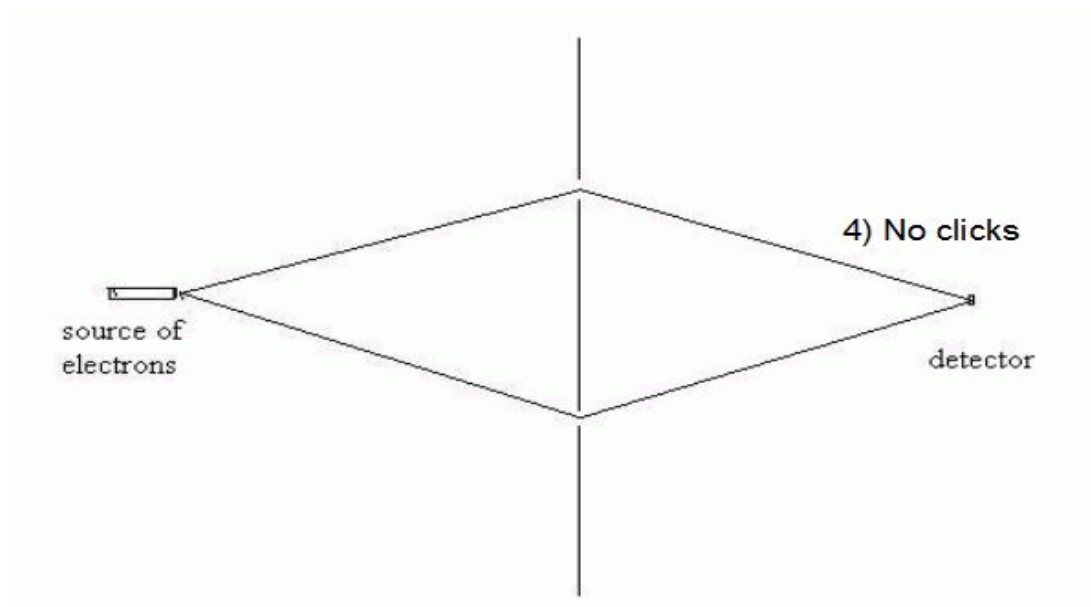


Figure 2.20: and the stop again when they have TWO paths open instead of just one ...

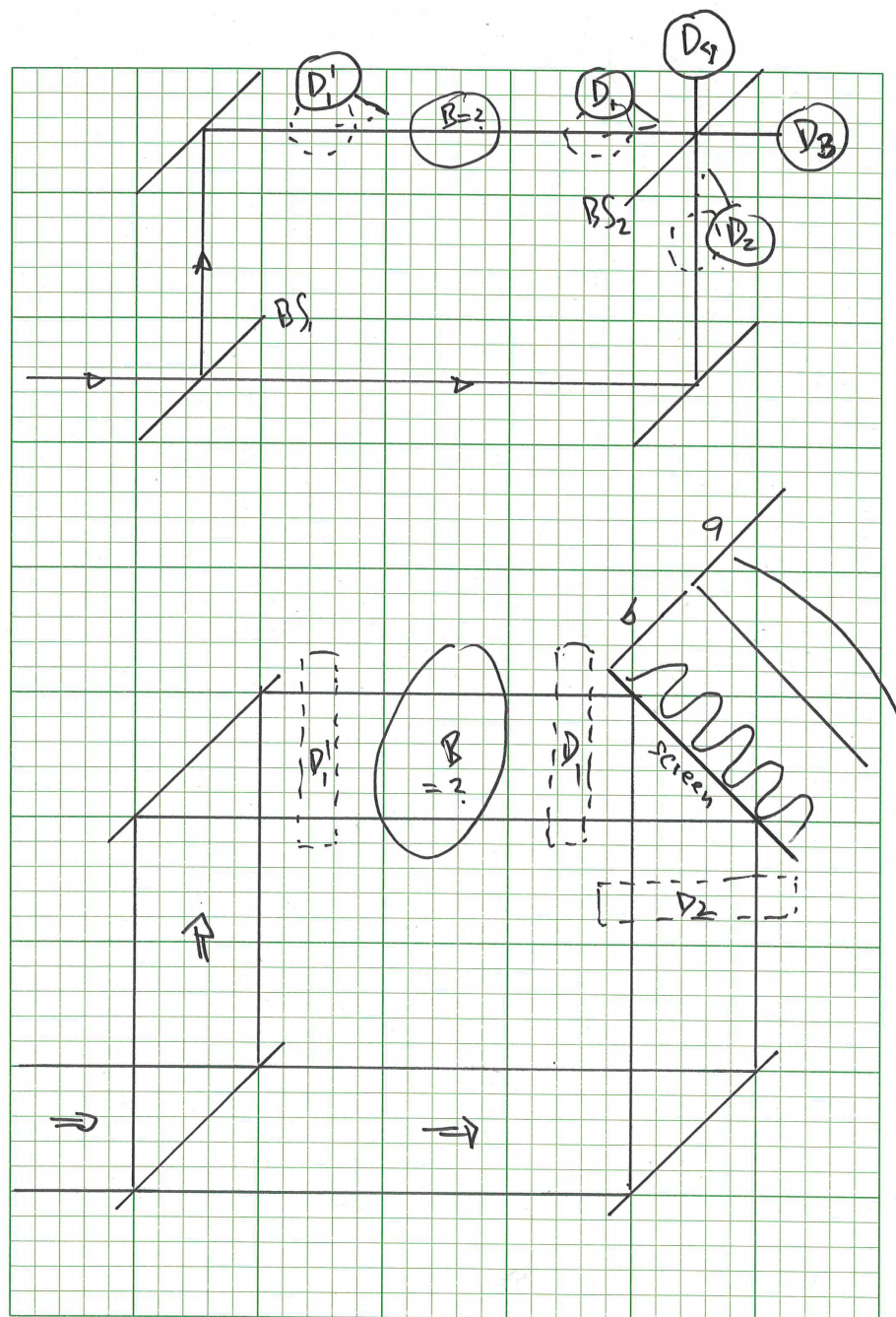


Figure 2.21: When any one of the three detectors (D_1 , D_2 and D_1') is placed in the beam, the screen shows a broad, featureless signal as illustrated on a). When all three detectors are moved out of the beam, the screen shows a pattern of fringes as shown on Figure 2.22. For explanation of the element marked “B=?” see the Text.




Figure 2.22: Fringes created by impacts of single particles when the two beams on Figure 2.21 are allowed to interfere. The effect persists even if the flux of particles is so low that there never is more than one particle in the spectrometer at any given time.

Chapter 3

Math I

3.1 Calculus

Familiarity with calculus is assumed. It is not a pre-requisite, since the amount of calculus needed in this course can be refreshed, or even learned from scratch, in a few days. In my experience of teaching quantum physics for many years, the math is not the problem; the real, quite difficult problem is to be able to cope with physics concept at variance with our everyday experience.

3.1.1 Differentiation

Start with a full realization that the derivative is a slope. Most rules follow from this almost immediately: derivatives of a product/ratio (HW: prove the rules from first principles); exponential and powers; function of a function; etc. You need to be able to use the l'Hospital rule (dating from 1696!) to deal with $0/0$ and ∞/∞ . And we will need the Taylor expansion of function $f(x)$ around the point a :

$$f(x) = \sum_{n=0}^{\infty} \frac{f^{(n)}(a)}{n!} (x - a)^n$$

Keeping only the first $m + 1$ terms is called "working in the m-th approximation".

HW: To get a feeling for this important concept, show that in the first approximation

$$\sqrt{1+x} = 1 + x/2$$

Do this with and without the use of the Taylor expansion.

3.1.2 Integration

Integration tends to be considerably more difficult than differentiation, since we cannot apply "mechanical" rules here, and a lot of experience is needed. This course is not meant to teach you that, so for anything more complicated than simple variable substitution, or integration by parts, we will use tables of integrals.

However, it will be very important for us to fully understand the connection between differentiation and integration, i.e. the "fundamental theorem of calculus" (HW: "prove" it from first principles). The HW problem on the Planck discovery of the quantum is a beautiful example of this.

3.1.3 Elementary statistics:

average (mean, expectation) value: $\langle x \rangle = \sum x_i P_i = \int x P(x) dx$

standard deviation ("root-mean-square"): $(\delta_x)^2 = \langle (x - \langle x \rangle)^2 \rangle = \langle x^2 \rangle - \langle x \rangle^2$

HW: in the calculation of $\langle E \rangle$ for blackbody radiation, show that

from $P(E) = e^{-E/kT} \Rightarrow \langle E \rangle = kT$

from $P_n = e^{-E_n/kT} \Rightarrow \langle E \rangle = kT$ for low f , $\langle E \rangle \rightarrow 0$ for high f , thus avoiding the 'ultraviolet catastrophe'. This is one of the few instances when the difference between summing and integrating is crucial ...

3.2 Complex Numbers:

The theory of the functions of complex variables is not simple, but it also is very powerful and very beautiful. (Un)fortunately, we will only need the simplest complex number concepts:

We define a complex number z

$$z = x + iy = \text{Re}(z) + i \text{Im}(z) = a(\cos\phi + i \sin\phi)$$

where $i^2 = -1$ - see Figure 3.1

The elementary operations with complex numbers follow immediately:

$$|z| = \sqrt{x^2 + y^2} \quad z_1 + z_2 = (x_1 + x_2) + i(y_1 + y_2) \quad z_1 z_2 = (x_1 x_2 - y_1 y_2) + i(x_1 y_2 + x_2 y_1)$$

3.2.1 Feynman's "Amazing Jewel"

Chapter 22 of Volume I of the celebrated Feynman Lectures begins by stating:

"In our study of oscillating systems we shall have occasion to use one of the most remarkable, almost astounding, formulas in all of mathematics ... an amazing jewel ..."

I cannot resist from sharing some of my admiration for Feynman genius and wisdom, as well as his remarkable skills in manipulating numbers. So here is a simplified version of his brilliant celebration of the power of human reasoning – normally one does this proof using calculus. Feynman does it "from first principles":

Consider the function $f(x) = e^x$ where “e” is the base of the natural logarithms $e=2.71828\dots$. Using your calculator you can easily confirm, to arbitrary precision, that for very small values¹

$$f(d) = e^d = 1 + d$$

Since any number D that is not small can be expressed as sum of many small numbers: $D = d+d+d+d+\dots d$, and since $e^{a+b} = e^a e^b$, we get

$$e^D = e^d e^d e^d \dots e^d = (1+d)(1+d)(1+d)\dots(1+d)$$

The first three columns on Figure 3.2 show a simple EXCEL calculation demonstrating this.

Complex numbers obey all the usual rules (as long as you always substitute $i^2 = -1$). So assume that the above equation is also true for $d = i\phi$ where ϕ is very small. Then for $D = i\Phi$ when Φ is not small, we can follow the above logic, split Φ into N pieces all equal to $\phi = \Phi/N$ and we get

$$e^{i\Phi} = e^{i\phi} e^{i\phi} e^{i\phi} \dots e^{i\phi} = (1+i\phi)(1+i\phi)(1+i\phi)\dots(1+i\phi)$$

and we can easily evaluate this for any value of the argument Φ (again, always remembering that $i^2 = -1$). The results of the corresponding EXCEL calculation is on Figure 3.2, and you can check, to arbitrary precision, that the real part is nothing but $\cos \Phi$ and imaginary part is $\sin \Phi$, so that

$$e^{i\Phi} = \cos \Phi + i \sin \Phi$$

for any value of Φ (see the top of Figure 3.3).

This is the promised equation (usually called the **Euler formula**): spectacular from many points of view, and ubiquitous in mathematics, physics, signal processing and just about any branch of the “hard” sciences.

3.2.2 Some applications of the Euler formula

Previously, we used the “Cartesian” representation $z = x + iy$. The Euler formula provides the “polar” representation

$$z = ae^{i\phi}$$

As we saw above, the Cartesian form is useful for linear operations (e.g. $z_1 + z_2 = (x_1 + x_2) + i(y_1 + y_2)$ etc.).

The Euler formula implies

$$z_1 z_2 = a_1 a_2 e^{i\phi_1 + i\phi_2} \quad z_1 / z_2 = \frac{a_1}{a_2} e^{i(\phi_1 - \phi_2)}$$

This makes the polar form useful for multiplication, division and exponentiation (e.g. $z_1 / z_2 = (a_1/a_2)e^{i(\phi_1 - \phi_2)}$, $\sqrt{z} = \sqrt{a}e^{i\phi/2}$ etc.).

Notes:

¹Hint: start by using $d = 0.1$ and you will get $e^d = 1.105\dots$. This differs from $1 + d$ just by 0.5% - good but not good enough for our use. So try $d=0.01, 0.001, 0.0001$ and see what happens).

1. A very useful expression that immediately follows is $i = e^{i\pi/2}$. That can be used to determine, for example

$$\sqrt{i} = \sqrt{e^{i\pi/2}} = (e^{i\pi/2})^{1/2} = e^{i\pi/4} = (1+i)/\sqrt{2}$$

2. Even more fun is

$$i^i = (e^{i\pi/2})^i = e^{-\pi/2}$$

which means that

$$i^i e^{\pi/2} - 1 = 0$$

Just about all mathematical symbols, some seemingly not related, are connected in this single expression²!

3. A less fanciful but much more useful example is a trigonometric application:

$$e^{i(\alpha \pm \beta)} = \cos(\alpha \pm \beta) + i \sin(\alpha \pm \beta) = e^{i\alpha} e^{i\beta} = (\cos \alpha \pm i \sin \alpha)(\cos \beta \pm i \sin \beta)$$

Equating the both sides of the real and imaginary parts of the second expression with those of the 4th expression, you get some very useful trigonometric formulas. Just try to prove them without complex numbers (the way the ancients did it :-)

4. complex conjugation:

$$z^* = x - iy = ae^{-i\phi} \quad |z| = \sqrt{z \cdot z^*} = a = \sqrt{x^2 + y^2}$$

5. Note the origin of the Euler formula in the expansion

$$e^b = 1 + b + b^2/2! + b^3/3! + b^4/4! + b^5/5! + \dots$$

for $b = i\phi$.

HW: Determine real and imaginary part of \sqrt{i} , i^i (proving the remarkable equation $i^i e^{\pi/2} - 1 = 0$), and derive the expressions for $\sin(\alpha + \beta)$ and $\cos(\alpha + \beta)$

3.3 The Dirac Delta function

Consider a limiting process in which a function which peaks at a given position (say at $x=a$) gets narrower and narrower while keeping its integral (i.e. the area beneath the graph) equal to 1 - see 3.5. In the limit, this becomes a remarkable "function" $\delta(x-a)$ which is equal zero everywhere except at $x=a$, and yet

$$\int f(x) \delta(x-a) dx = f(a)$$

²We should note that our expression is just one of infinitely many that follow from the fact that the $\sqrt{-1}$ can also be written as $i = -e^{i2\pi/2}$, $i = e^{i3\pi/2}$, $i = -e^{i4\pi/2}$ etc.

for arbitrary function $f(x)$ - see Figure Mathematicians call such a creature a "distribution" or a "functional", but we will call it the "Dirac delta-function" - it is ubiquitous in many Physics applications.

The delta function is the limit of various peaked functions - some of the many possible 'representations' are graphical ??, some are analytical. For our use, the most useful analytical form will be

$$\delta(x) = (1/2\pi) \int_{-\infty}^{\infty} e^{ikx} dk = 1/2\pi) \lim_{L \rightarrow \infty} \int_{-L}^L e^{ikx} dk \sim \lim_{L \rightarrow \infty} L \frac{\sin Lx}{Lx}$$

HW: fill-in the missing steps (hint: see Figure 3.4) **Notes:**

the Dirac δ function is not square-integrable:

$$\int \delta(x) dx = 1 \quad \text{but} \quad \int \delta^2(x) dx = \delta(0) = \infty !$$

The resulting normalization problems, when not trivial, are resolved by using wave packets, or by using a box-normalization with large but finite L .

In order to fully appreciate the defining property of the δ function:

$$\int f(x) \delta(x - y) dx = f(y)$$

it is useful to compare it with the analogous property of the discrete case:

$$\sum_n f_n \delta_{nk} = f_k$$

with the Kronecker delta defined as $\delta_{mn} = 0$ for $m \neq n$, $\delta_{mm} = 1$.

Many other properties of the delta-function are easily demonstrated using the behavior of the defining integral.

3.3.1 The Fourier Transform

Define

$$F(k) = (1/\sqrt{2\pi}) \int f(x) e^{-ikx} dx$$

Then it is easy, using our (newly acquired, maybe) knowledge of the δ -function, to see that

$$(1/\sqrt{2\pi}) \int F(k) e^{ikx} dk = f(x)$$

(In order to acquire not just the knowledge but also some degree of familiarity, it is very useful to prove this (hint: just take $F(k)$ from the second equation and plug it into the first equation. There is subtlety in there that is very important for you to understand).

These two expressions form the famous Fourier transform and its inverse (if you had QM previously you are probably more familiar with Fourier transform with variables (x, p) instead of (t, ω) - the latter is important in Acoustics but it is exactly the same thing ...).

3.3.2 The Fourier Series

When the "spectrum" $F(k)$ happens to be a sum of discrete, equidistant peaks:

$$F(k) = \sum_{-\infty}^{\infty} \sqrt{2\pi} a_n \delta(k - nk_1)$$

it is easy to see that the resulting $f(x)$ will be periodic with period $2L = 2\pi/k_1$, described by a Fourier series:

$$f(x) = \sum_{n=0}^{\infty} A_n \cos \frac{n\pi x}{L} + \sum_{n=1}^{\infty} B_n \sin \frac{n\pi x}{L} = \sum_{-\infty}^{+\infty} a_n e^{in\pi x/L}$$

We see that Fourier series is a special case of Fourier transform (and remarkably, also in the opposite direction: any periodic function can be shown to have spectrum consisting of equidistantly-spaced delta-functions ...).

The 'base' functions $e^{in\pi x}$ satisfy an obvious (and very useful) **orthonormality** condition:

$$\frac{1}{2L} \int_{-L}^{+L} e^{in\pi x/L} e^{-im\pi x/L} = \delta_{mn}$$

This enables a determination of the coefficients: multiplying the expansion of $f(x)$ by $e^{-im\pi x/L}$, and integrating over x , one gets

$$a_m = \frac{1}{2L} \int_{-L}^{+L} f(x) e^{-im\pi x/L}$$

Remarkably (again :-) we can also show that Fourier transform is a special case of Fourier series:

Define

$$k = \pi n/L \quad F(k) = \sqrt{\frac{2}{\pi}} L a_n$$

and make transition $L \rightarrow \infty$ (i.e. $\Delta k = \pi/L \rightarrow dk$, and replace the sum by an integral):

$$f(x) = \frac{1}{\sqrt{2\pi}} \int_{-\infty}^{+\infty} F(k) e^{ikx} dk$$

The inverse transform follows from the expression for a_n :

$$F(k) = \frac{1}{\sqrt{2\pi}} \int_{-\infty}^{+\infty} f(x) e^{-ikx} dx$$

For a simple illustration of the Fourier Transform see Figure ???. We will see many illustrations, applications and generalizations of Fourier in this course.

3.4 Figures

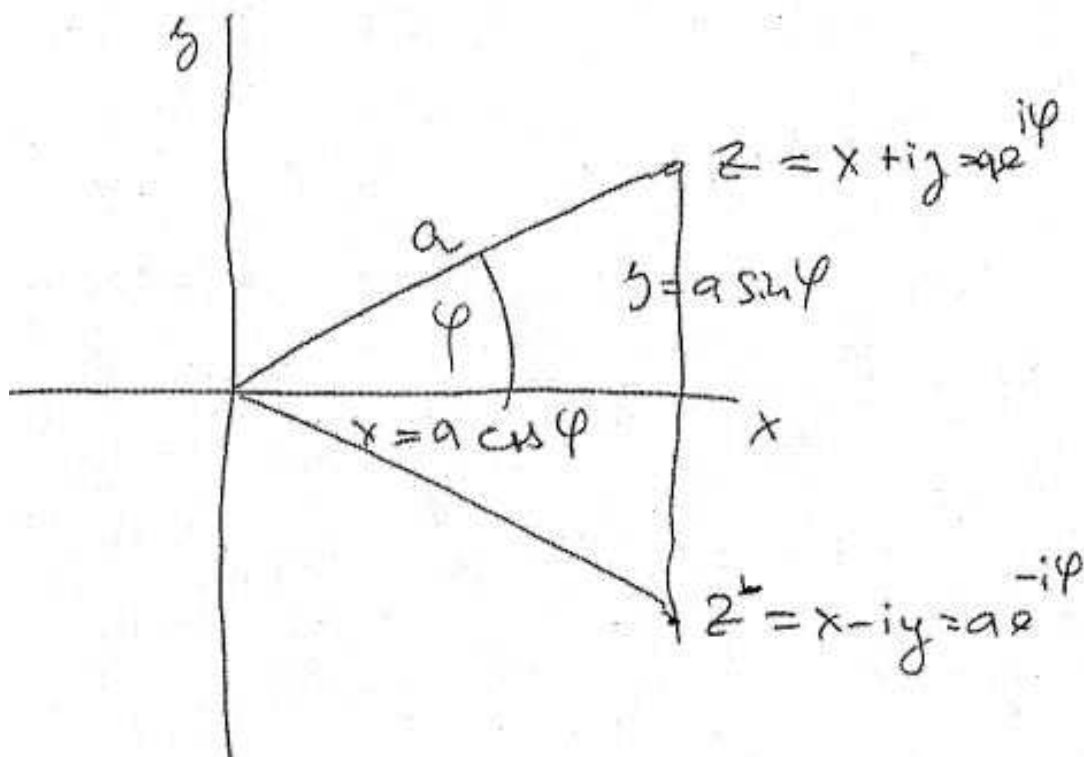


Figure 3.1: Graphical representation of numbers in the “complex plane”.

	A	B	C	D	E	F	G	H	I	J
1	x	e^x estim	e^x		phi	degrees	Im	sin	Re	cos
2	0	1	1		0	0	0	0	1	1
3	5E-05	1.00005	1.00001		0.0001	0.0073	0.0001	0.0001	1	1
4	0.0001	1.0001	1.0001		0.0003	0.0146	0.0003	0.0003	1	1
5	0.0002	1.0002	1.0002		0.0005	0.0293	0.0005	0.0005	1	1
6	0.0004	1.0004	1.0004		0.001	0.0586	0.001	0.001	1	1
7	0.0008	1.0008	1.0008		0.002	0.1172	0.002	0.002	1	1
8	0.0016	1.0016	1.0016		0.0041	0.2344	0.0041	0.0041	1	1
9	0.0032	1.00321	1.0032		0.0082	0.4688	0.0082	0.0082	1	1
10	0.0064	1.00642	1.0064		0.0164	0.9375	0.0164	0.0164	0.9999	0.9999
11	0.0128	1.01288	1.0129		0.0327	1.875	0.0327	0.0327	0.9995	0.9995
12	0.0256	1.02593	1.0259		0.0654	3.75	0.0654	0.0654	0.9979	0.9979
13	0.0512	1.05253	1.0525		0.1309	7.5	0.1305	0.1305	0.9915	0.9914
14	0.1024	1.10782	1.1078		0.2618	15	0.2588	0.2588	0.9659	0.9659
15	0.2048	1.22727	1.2273		0.5236	30	0.5	0.5	0.8661	0.866
16	0.3072	1.3596	1.3596		0.7854	45	0.7071	0.7071	0.7071	0.7071
17	0.4096	1.5062	1.5062		1.0472	60	0.8661	0.866	0.5	0.5
18	0.512	1.6686	1.6686		1.309	75	0.966	0.9659	0.2588	0.2588
19	0.6144	1.84852	1.8485		1.5708	90	1.0001	1	9E-09	3E-16
20	0.7168	2.04783	2.0479		1.8326	105	0.966	0.9659	-0.2588	-0.2588
21	0.8192	2.26864	2.2687		2.0944	120	0.8661	0.866	-0.5001	-0.5
22	0.9216	2.51325	2.5133		2.3562	135	0.7072	0.7071	-0.7072	-0.7071
23	1.024	2.78424	2.7843		2.618	150	0.5001	0.5	-0.8662	-0.866
24	1.1264	3.08445	3.0845		2.8798	165	0.2589	0.2588	-0.9661	-0.9659
25	1.2288	3.41702	3.4171		3.1416	180	2E-08	-3E-16	-1.0002	-1
26	1.3312	3.78546	3.7856		3.4034	195	-0.259	-0.259	-0.9661	-0.9659
27	1.4336	4.19362	4.1938		3.6652	210	-0.5	-0.5	-0.8662	-0.866
28	1.536	4.64579	4.646		3.927	225	-0.707	-0.707	-0.7073	-0.7071
29	1.6384	5.14672	5.1469		4.1888	240	-0.866	-0.866	-0.5001	-0.5
30	1.7408	5.70165	5.7019		4.4506	255	-0.966	-0.966	-0.2589	-0.2588
31	1.8432	6.31643	6.3167		4.7124	270	-1	-1	-3E-08	-2E-16
32	1.9456	6.99749	6.9978		4.9742	285	-0.966	-0.966	0.2589	0.2588
33	2.048	7.75198	7.7524		5.236	300	-0.866	-0.866	0.5002	0.5
34	2.1504	8.58783	8.5883		5.4978	315	-0.707	-0.707	0.7074	0.7071
35	2.2528	9.5138	9.5143		5.7596	330	-0.5	-0.5	0.8663	0.866
36	2.3552	10.5396	10.54		6.0214	345	-0.259	-0.259	0.9663	0.9659
37	2.4576	11.676	11.677		6.2832	360	-3E-08	-2E-15	1.0004	1

Figure 3.2: Feynman's Jewel: $e^{i\Phi} = \cos \Phi + i \sin \Phi$

First check that the procedure works for e^x with a *real* exponent: the first three columns show the values of x (A), the results of the iterative procedure as calculated (B), compared with the values of e^x from my calculator (C). The procedure does work. Showing more decimal places would show small differences (that would be cured by dividing x into even smaller pieces, and so on).

Now apply the procedure on $e^{i\Phi}$.

The first two columns are:

the angle Φ in Radians (E) and degrees (F)

next 2 columns: Imaginary part of $e^{i\Phi}$ as calculated (G), compared to $\sin \Phi$ from the calculator (H);

next 2 columns: Real part of $e^{i\Phi}$ as calculated (I) and compared to $\cos \Phi$ (J)

So we see that indeed $e^{i\Phi} = \cos \Phi + i \sin \Phi$

Technical “detail”: Following Feynman's clever way of dealing with the rounding errors, we first proceed by doubling the argument (the first 14 rows) then switch to increasing the argument linearly (by 0.1024 Radians for e^x and by 15 degrees for $e^{i\Phi}$).

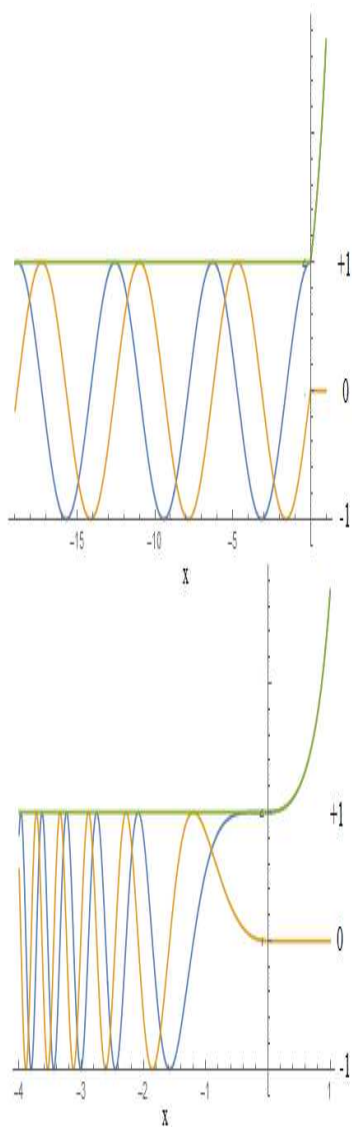


Figure 3.3: Top: (Wolfram) Mathematica plot of the function $f_0(x) = e^{x \sqrt{\text{Sign}(x)}}$ blue= $\text{Re}(f_0)$, yellow = $\text{Im}(f_0)$ and green is the magnitude $\sqrt{\text{Re}^2 + \text{Im}^2}$

Bottom: The above function $f_0(x)$ correctly depicts the sine and cosine for left-hand (imaginary) side adding to a constant magnitude, and the purely real exponential on the right-hand side. It is continuous at $x=0$ but the derivative is not – after all, it corresponds to an abrupt change of direction from descending along the real axis to increasing along the perpendicular imaginary axis. Also, it is not a “genuine” function but a “trick” to combine two functions together. One elegant way to improve the illustration is to plot for example the function $f_5(x) = e^{x^{5/2}}$ shown here – the transition between oscillatory and exponential behavior is smooth. It is fun to see how the functions $f_3, f_5, f_7 \dots$ evolve. And it is a nice little exercise in calculus to see why the simplest choice $f_1(x) = e^{x^{1/2}}$ does not work.

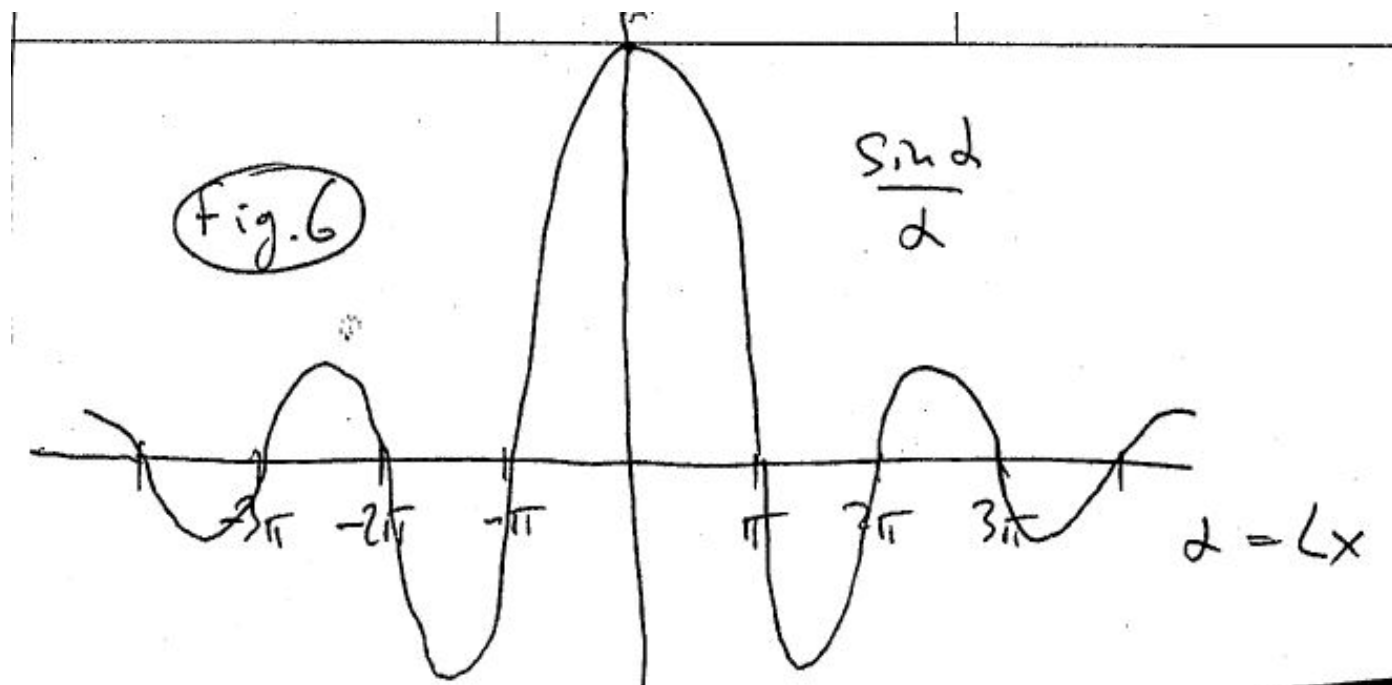


Figure 3.4: What happens when a) $\alpha \rightarrow \infty$ b) $L \rightarrow \infty$?

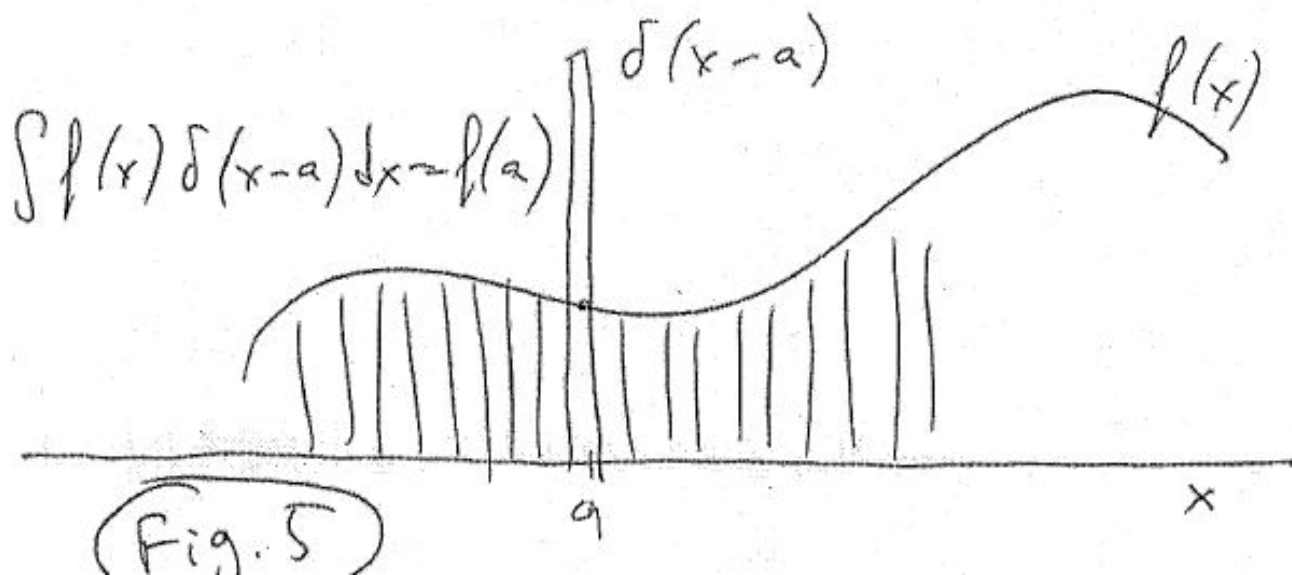


Figure 3.5: In order to better understand the defining property of the δ function: $\int f(x)\delta(x-y)dx = f(y)$ it is useful to compare it with the analogous property of the discrete case:

$$\sum_n f_n \delta_{nk} = f_k$$

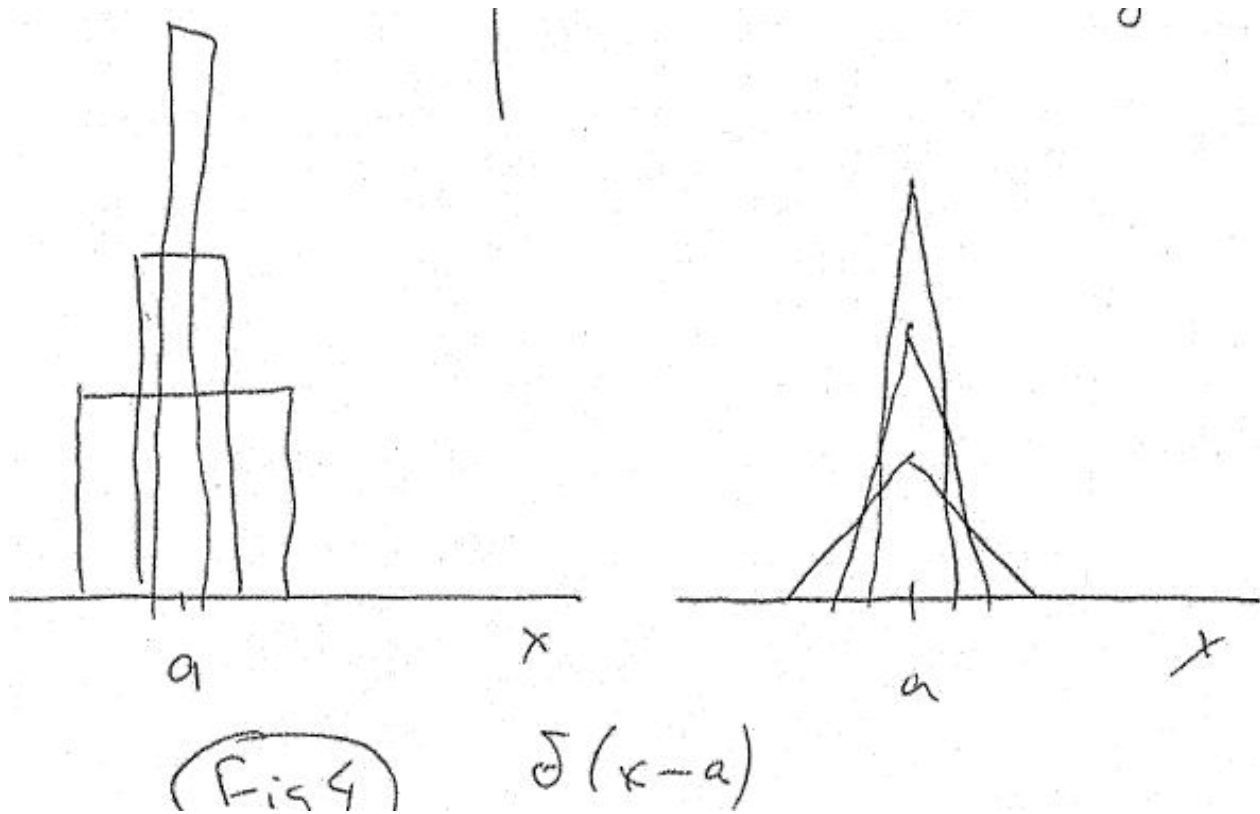


Figure 3.6: Two examples of a peak that can become a delta-function in the right limit

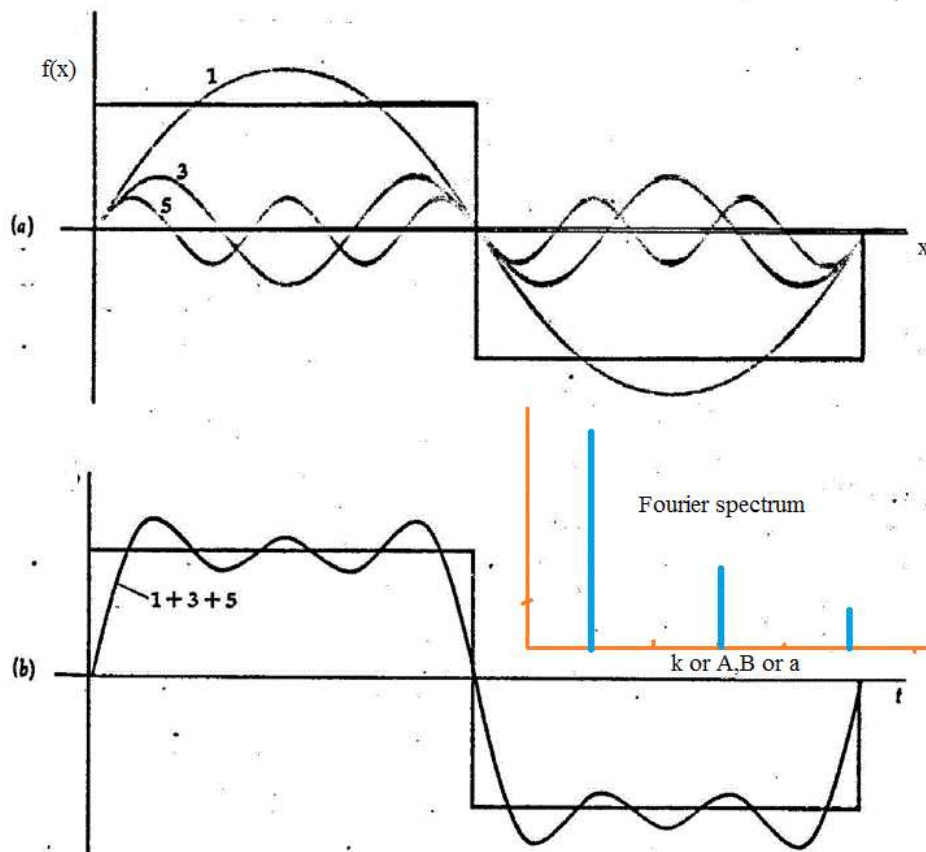


Figure 3.7: a) and b): Periodic square function $f(x)$ and its reconstruction from the first three harmonics. It is easy to see how the agreement is improved if more harmonics are included. Inset: the spectrum, i.e. the squares of absolute values of the Fourier transform $f(k)$ or of the Fourier coefficients A_n, B_n or a_n .

Chapter 4

Quantum Wave Mechanics

4.1 Free particle with definite momentum:

traveling waves: to satisfy both the Planck/Einstein condition $E = hf$ and the deBroglie relation $\lambda = h/p$, we construct a plane wave:

$$\psi(x, t) = Ae^{i(kx - \omega t)} = Ae^{i(px - Et)/\hbar} = Ae^{i(x/\lambda - t/T)2\pi}$$

with $p = \hbar k$, $k = 2\pi/\lambda$, and $E = E(p)$ ($\omega = \omega(k)$). $\hbar = h/2\pi$ (or Physics department coffee bar [unfortunately canceled].) Complex numbers appreciation here, and elsewhere (see Review of Math).

Wave Packets to describe a Localized Particle:

physics: localization in the x-space vs. localization in the p-space (k-space)

math: the probability amplitude $F(k)$ and the probability amplitude $f(x)$ are related by the Fourier transform:

$$f(x) = \frac{1}{\sqrt{2\pi}} \int_{-\infty}^{+\infty} F(k) e^{ikx} dk \quad F(k) = \frac{1}{\sqrt{2\pi}} \int_{-\infty}^{+\infty} f(x) e^{-ikx} dx$$

where $F(k)$ is the "cooking recipe" specifying the amount (and phase) of the momentum $\hbar k$ in the wave packet.

4.1.1 Relation of uncertainty I:

from counting number of wiggles in a finite region, and estimating the uncertainty in the count to be at least 1/10 of a wiggle, we get

$$\delta_x \delta_p \geq h/10$$

(see Figure 4.2) (doing the same in the (t,f) domain, we obtain the 'acoustical Heisenberg':

$$\delta_t \delta_f \geq 1/10$$

4.1.2 Relations of Uncertainty II:

math: for any two variables x, k related by a Fourier transform it is possible to show ¹ that

$$\delta_x \delta_k \geq 1/2$$

. notes:

It follows that

$$\delta_x \delta_p \geq \hbar/2$$

This is not far off from the Uncertainty I !

It also follows that

$$\delta_E \delta_t \geq \hbar/2$$

but interpretation needs some care. Also, there is an interesting connection to line widths and lifetimes. And in acoustics, we get

$$\delta_t \delta_f \geq 1/4\pi$$

As we shall see, interpretation of **all** uncertainty relations needs a lot of care.

Sometimes $\delta q = \infty$. Even in this case, a restriction on the uncertainty of k can be found ².

Deep down, the uncertainty relations result from non-commuting operators: more about this (and also about the original Heisenberg argument about disturbing the system!) in the section on Uncertainty Relations III. All this is just a tip of the iceberg (vacuum fluctuations and polarization of vacuum and more).

4.1.3 Examples

Example 1: a flat rectangular packet

$$f(x) = \sqrt{\frac{1}{L}} \quad \text{in } \left(-\frac{L}{2}, \frac{L}{2}\right) \Rightarrow F(k) = \sqrt{\frac{2}{\pi L}} \frac{\sin(kL/2)}{k}$$

The packet is centered in momentum space on $k=0$. Therefore, it does not move—it just diffuses. The packet peaks at $k = 0$, but it has many “lobes” all the way to $\pm\infty$. This is the consequence of the sharp edges of the packet in x -space. It is amusing to see the 0/0 behaviour at $k = 0$. It is also amusing to check the uncertainty relation.

Note: obviously, a flat rectangular packet in k -space will produce a similar peak with lobes in the x -space. However, the time dependence will be different in the two cases.

Example 2: a chopped beam

$$f(x) = \sqrt{\frac{1}{L}} e^{ik_0 x} \quad \text{in } \left(-\frac{L}{2}, \frac{L}{2}\right) \Rightarrow F(k) = \sqrt{\frac{2}{\pi L}} \frac{\sin((k - k_0)L/2)}{(k - k_0)}$$

¹see E.H.Kennard, Z.Phys.44 (1927) 326

²H.J.Landau and H.O.Pollak, Bell Syst. Tech.J. 40 (1961) 65

Same as Example 1, but the packet is now moving with momentum $\hbar k_0$.

Example 3: the Gaussian wave packet ³recall: a Gaussian distribution with mean y_0 and standard deviation σ is

$$\frac{1}{\sigma\sqrt{2\pi}}e^{-(y-y_0)^2/2\sigma^2}$$

The meaning of σ is: “the half-width at 61% of maximum”.

$$F(k) = \sqrt{\frac{2a}{\sqrt{2\pi}}}e^{-a^2(k-k_0)^2} \Rightarrow f(x) = \frac{1}{\sqrt{a}\sqrt{2\pi}}e^{ik_0x}e^{-x^2/4a^2}$$

Interpretation: $p = \hbar k_0$, $\sigma_x = a$, $\sigma_k = 1/2a \Rightarrow \sigma_x\sigma_p = 1/2$, i.e. $\sigma_x\sigma_p = \hbar/2$. The product of the two uncertainties is the minimum consistent with the Relation of Uncertainty.

It is very useful to visualize the wave packet as a little “screw” with x along $\text{Re}f(x)$, y along $\text{Im}f(x)$ and the particle moving along z . Thanks to the complex numbers, $f(x)$ is wavy as required by deBroglie, but does not ever go through zero (as required by the probability interpretation of a free particle. Note also the the width of the wave packet has nothing to do with the size of the particle!

4.1.4 Time development of the wave packet for a free particle

The relations that explain the deep connections between wavelength, period, momentum, energy, wave number and angular frequency are so important that we repeat them here::

$$f(x, t) = Ae^{2\pi i(x/\lambda - t/T)} = Ae^{i(kx - \omega t)} = Ae^{2\pi i(px - Et)}$$

The phase velocity:

For a plane wave: $f(x, t) = e^{i(kx - \omega t)} = e^{ik(x - v_{\text{phase}}t)}$, where $v_{\text{phase}} = \omega/k$.

4.1.5 The group velocity

At any time t , the wave packet

$$f(x, t) = \frac{1}{\sqrt{2\pi}} \int F(k)e^{i(kx - \omega(k)t)}dk \quad (\text{note that for free particle } F(k, t) = F(k))$$

will have the maximum at a point where

$$\frac{d(kx - \omega(k)t)}{dk} = 0 \Rightarrow x = \frac{d\omega}{dk}t \Rightarrow v_{\text{group}} = \frac{d\omega}{dk}$$

3) Specific result

Important example of Gaussian wave packet for a Gaussian packet and $\omega(k) = \omega_0 + v(k - k_0) + \beta(k - k_0)^2$

(these are the first three terms of a Taylor expansion, i.e.

$$v = d\omega/dk|_0 \quad \beta = 1/2 \, d^2\omega/dk^2|_0$$

A little (in fact, a moderate amount of) algebra results into:

$$f(x, t) = e^{i(k_0x - \omega_0t)} \sqrt{\frac{\pi}{a^2 + i\beta t}} e^{-(x-vt)^2/4(a^2 + i\beta t)}$$

This is a particle moving with momentum $p_0 = \hbar k_0$, with probability density corresponding to a Gaussian with mean $= x - vt$ and standard deviation

$$\sigma = a\sqrt{1 + t^2/\tau^2} \quad \text{where } \tau = a^2/\beta$$

notes:

for a relativistic particle ($E = pc$), you get $v = c$ and no spreading ($\beta = 0$). Note that our β is not the usual $\beta = v/c$.

for a non-relativistic particle ($e = p^2/2m$), you get $v = p/m$ and $\tau = 2ma^2/\hbar$. This is a very long time for even a very small macroscopic particle. Notice that it is proportional to the square of the original position uncertainty.

The expression for σ can be written as

$$\sigma = \sqrt{\sigma_0^2 + \sigma_1^2}$$

where $\sigma_0 = a$ is the original uncertainty in position at time $t = 0$, and $\sigma_1 = \beta t/a = t\sigma_p/m = \sigma_v t$ is the uncertainty due to the uncertainty in the momentum. Note that $\sigma = \sigma_0$ initially, and $\sigma = \sigma_0$ much later - just like at the Boston marathon!

4.1.6 Particle in a Box revisited

This is a very simple but very useful "playground" of Quantum Mechanics (see Fig. 8). Standing waves with

$$L = n\lambda_n/2$$

immediately yield quantization of energy

$$E_n = n^2 E_1$$

where $E_1 = \hbar^2/8mL^2 \neq 0$, in agreement with the relations of uncertainty

HW: Use the Uncertainty Relation to estimate the energy of the ground state of the Simple Harmonic Oscillator. (hint: use the Uncertainty Relation to express $\langle p^2 \rangle$ in terms of $\langle x^2 \rangle$, and then look for a minimum of E).

4.1.7 Elementary Quantum Mechanics and Elementary Relativity:

calculation of Doppler shift using a radiative decay:

This example and associated homework provide a wealth of quantum physics, relativity and numerical methods for fun and profit. Consider a decay (see Fig. 9) of a particle with (mass,momentum,energy)=(m_1, \vec{p}_1, E_1) into a particle with (m_2, \vec{p}_2, E_2) and a photon with ($0, \vec{p}, E$). Recall the Lorentz factors

$$\beta_1 = \frac{v_1}{c} = \frac{p_1 c}{E_1}$$

$$\gamma_1 = \frac{1}{\sqrt{1 - \beta_1^2}} = \frac{E_1}{m_1 c^2}$$

Now, the energy and momentum conservation give

$$E_1 - E = E_2$$

$$c(\vec{p}_1 - \vec{p}) = c\vec{p}_2$$

When you subtract the square of the second equation from the square of the first one, you should get (after recalling that $|\vec{a} + \vec{b}|^2 = a^2 + b^2 + 2ab\cos\theta$)

$$E = \frac{m_1^2 c^4 - m_2^2 c^4}{2m_1 c^2} \frac{1}{\gamma_1 (1 - \beta_1 \cos\theta)}$$

Physical interpretation of this result becomes clear if we re-write it as

$$E = E_0 \frac{\sqrt{1 - \beta_1^2}}{1 - \beta_1 \cos\theta}$$

where E_0 is the energy of the photon when the parent particle is at rest, i.e. it is the energy of the photon as seen from the rest-frame of the parent particle.

And now comes the gem: the relation between the photon frequency f as seen from the laboratory frame, and the frequency f_0 as seen from the rest frame of the parent particle is obtained by using

$$E = hf, E_0 = hf_0$$

which yields the Doppler formula

$$f = f_0 \frac{\sqrt{1 - \beta_1^2}}{1 - \beta_1 \cos\theta}$$

HW: fill in the missing steps.

4.1.8 calculation of the gravitational redshift:

This is a much simpler but equally remarkable connection of elementary quantum physics to relativity (this time, General Relativity). Consider light of frequency f_0 emitted downwards from a tower of height x . At the bottom, each photon will have energy $E = E_0 + gx E_0 / c^2$. This immediately yields the gravitational redshift

$$(f - f_0)/f_0 = gx/c^2$$

Note that this does not depend on h . On Earth, with $x = 20m$, $gx/c^2 = 2.10^{-15}$. This has been measured(!) using the Mössbauer effect.

4.2 Figures

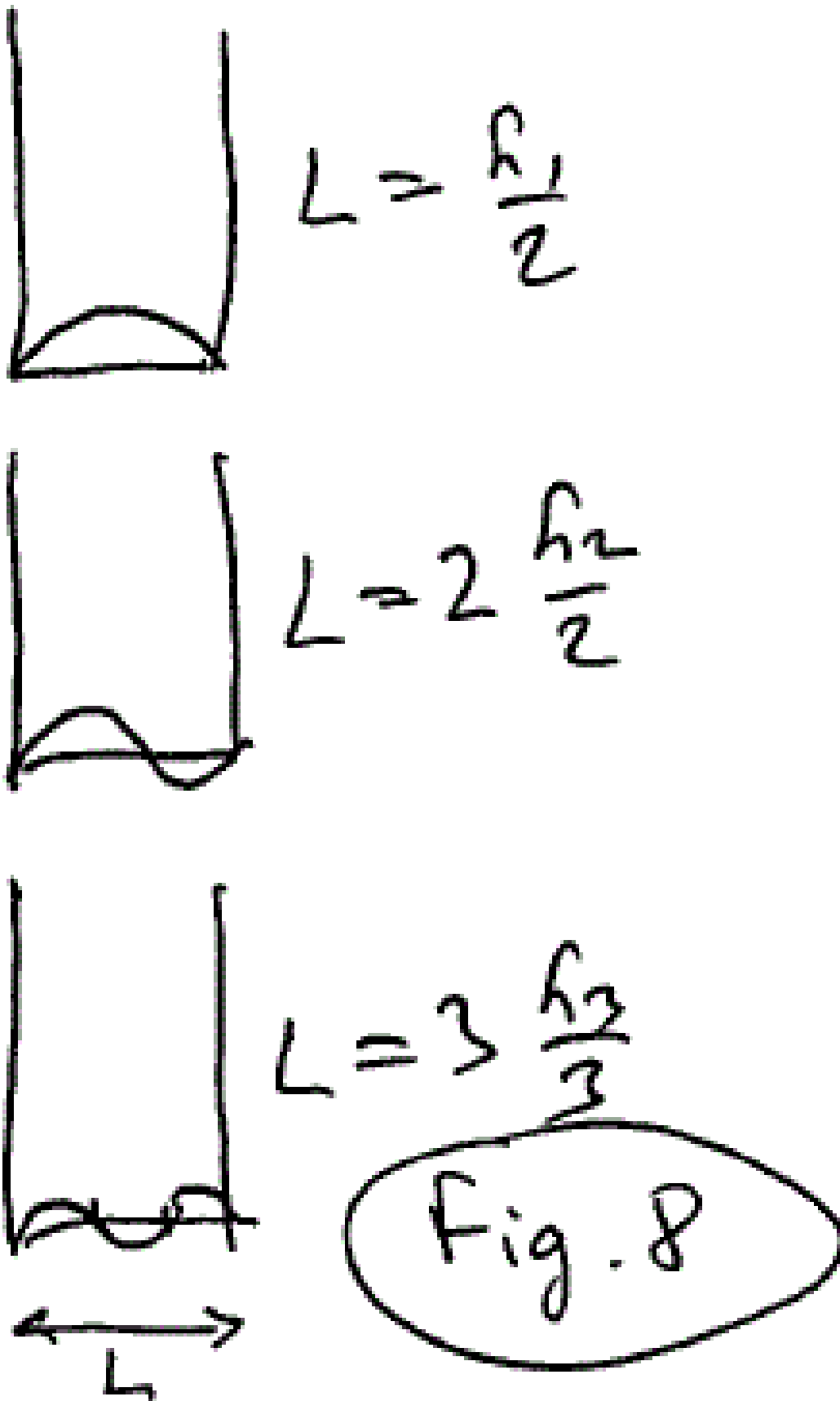


Figure 4.1: Caption for box

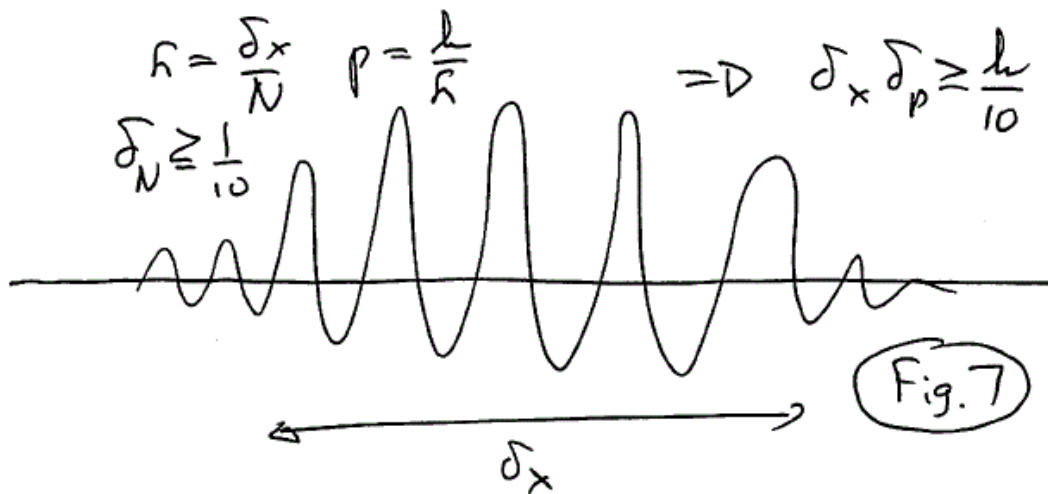


Figure 4.2: Caption for Heisenberg1