

Lecture 7: Introduction to Rare Variant Analysis and Collapsing Tests

Timothy Thornton and Michael Wu

Summer Institute in Statistical Genetics 2015

Lecture Overview

1. Limitations of GWAS
2. Sequencing and Rare Variants
3. Rationale for Rare Variant Analysis
4. Challenges
5. Collapsing/Burden Tests (First Major Category of Test)

GWAS: Missing Heritability

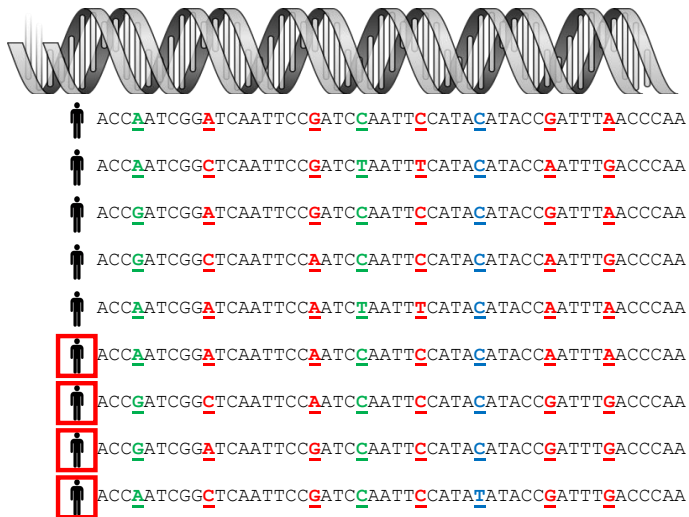
- ▶ GWAS focus on **common** variants ($MAF \geq 5\%$) whose effects are small with $RR \approx 1.2-1.5$.
- ▶ **Missing heritability**: Significant GWAS SNPs explain a small proportion of disease heritability.
- ▶ Possible reasons:
 - ▶ GxG and GxE interactions?
 - ▶ Many common causal variants: Each with a small effect?
 - ▶ Epigenetics?
 - ▶ **Rare variants?**

Next Generation Sequencing (NGS)

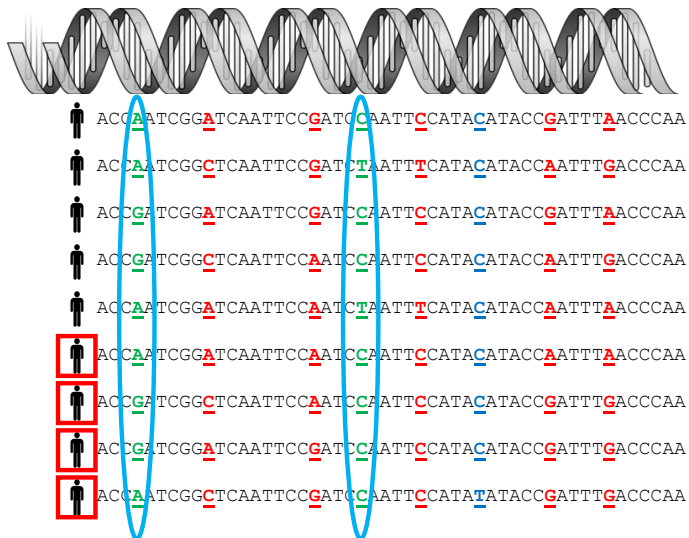
- ▶ Genotype all basepairs (bps) in a gene, the whole exome, or the whole genome (3 billion bps).
- ▶ Allow to identify all SNPs or other types of variants. No need to rely on LD to tag untyped causal SNPs.



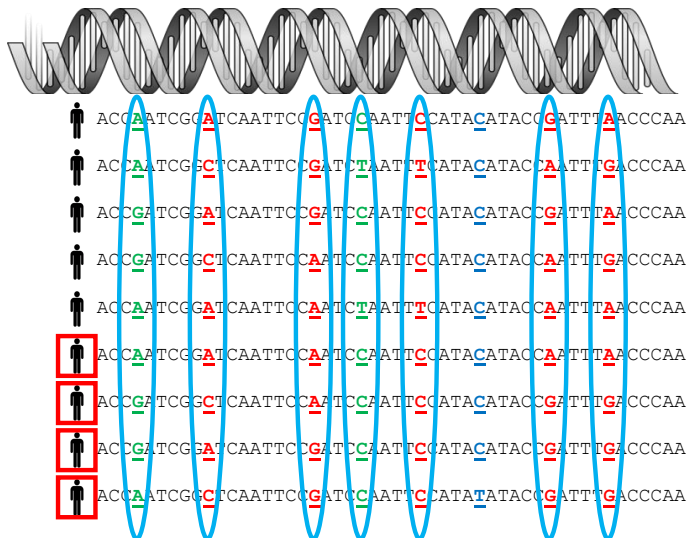
Genetic Association Studies



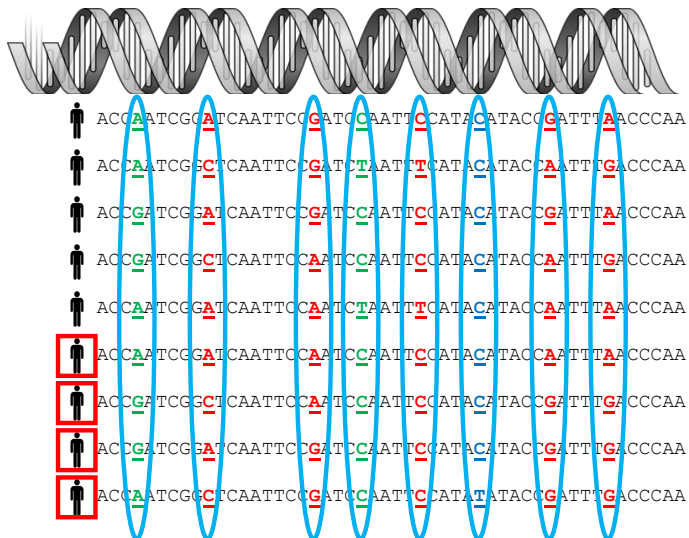
GWAS: A few years ago



GWAS: current (+ imputation)



Sequencing

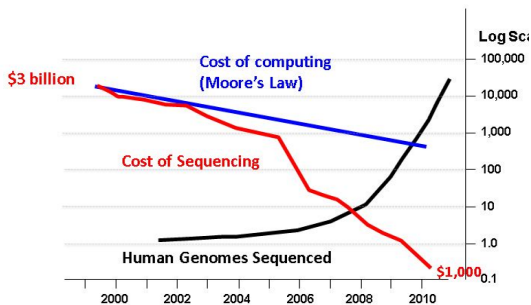


Sequencing Cost Has Dropped Dramatically

Adapted from



The Sequencing Explosion



Massively parallel sequencing

- ▶ Illumina can achieve \$1,000 per whole genome.

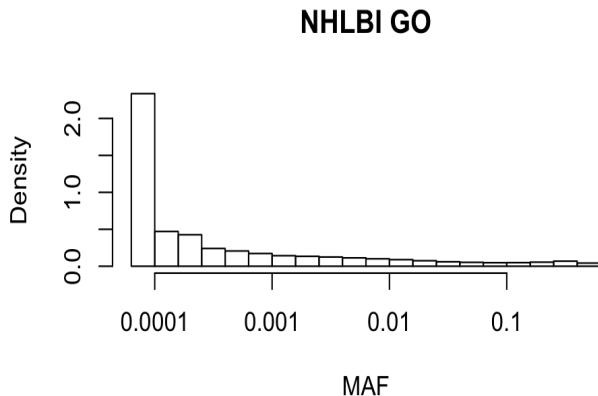


Common vs Rare variants

- ▶ **Common Variants (Common SNPs):**
 - ▶ $MAF > 0.01 \sim 0.05$.
 - ▶ Often high correlation with adjacent SNPs (Strong Linkage Disequilibrium(LD)).
- ▶ **Rare Variants (Rare SNPs):**
 - ▶ $MAF \leq 0.01 \sim 0.05$.
 - ▶ Relatively new mutations.
 - ▶ Often weak correlation with other SNPs.

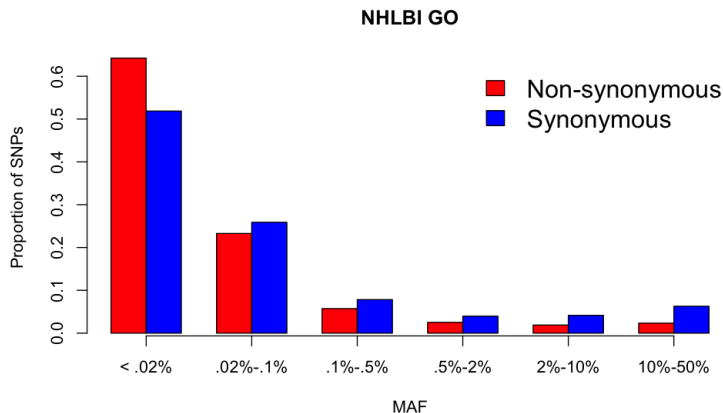
Why rare variants?

- ▶ Most of human variants are rare



Why rare variants?

- ▶ Functional variants tend to be rare.



Challenges in Association Studies for Rare Variants

- ▶ Compared to common variant studies, **individual SNP analysis in rare variant studies is seriously underpowered.**

How many subjects are needed to observed a rare variant?

- ▶ Sample size required to observe a variant with $MAF=p$ with at least θ chance

$$n > \frac{\ln(1 - \theta)}{2\ln(1 - p)}$$

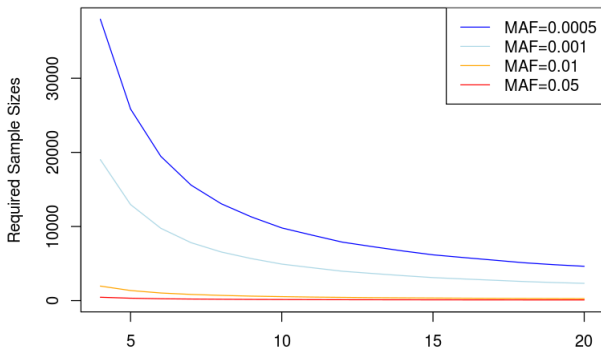
- ▶ For $\theta = 99.9\%$, the required minimum sample size is

MAF	0.1	0.01	0.001	0.0001
Minimum n	33	344	3453	34537

- ▶ Large samples are required to observe rare variants.

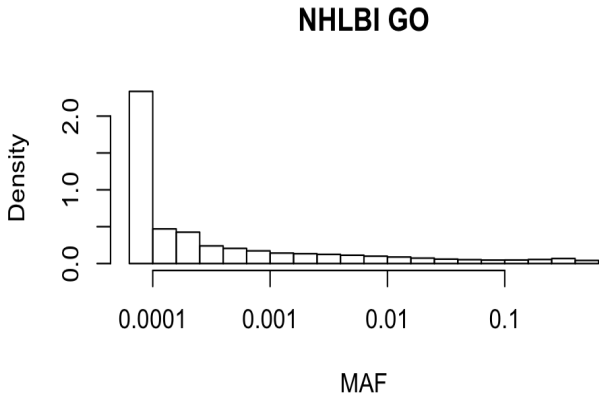
How many subjects are needed to achieve 80% of power ($\alpha = 10^{-6}$) by single variant test?

- ▶ Single variant test is not powerful to identify rare variant effects.



Multiple Testing:

- ▶ A lot more rare variants than common variants → larger multiple testing burden



Challenges in Association Studies for Rare Variants

- ▶ Individual rare variant tests are underpowered
- ▶ Need **cost-effective study designs** to genotype a large number of individuals
- ▶ Need **powerful statistical methods and strategies** to test for associations
 - ▶ Region based analysis: genes, moving windows, networks/pathways
 - ▶ Integrate with bioinformatics: Incorporate functional information

Region Based Analysis of Rare Variants

- ▶ Single variant test is not powerful to identify rare variant associations
- ▶ Gene (or Region) based tests
- ▶ Strategy:
 - ▶ Identify all observed variants within a sequenced (sub)-region.
 - ▶ Regions: gene, regulatory region, ...
 - ▶ Test the joint effect of rare/common variants while adjusting for covariates.

Regression Models

- ▶ p variants in a certain region.
- ▶ SNPs in a region $\mathbf{G}_i = (g_{i1}, g_{i2}, \dots, g_{ip})'$, ($g_{ij} = 0, 1, 2$)
- ▶ Covariates \mathbf{X}_i : age, gender, PC scores (for population stratification).
- ▶ Continuous/binary traits:

$$\mu_i / \text{logit}(\mu_i) = \alpha_0 + \mathbf{X}_i' \boldsymbol{\alpha} + \mathbf{G}_i' \boldsymbol{\beta}$$

- ▶ Test of no genetic region effect:

$$H_0 : \boldsymbol{\beta} = (\beta_1, \dots, \beta_p) = \mathbf{0}$$

Major Classes of Tests

- ▶ Burden/Collapsing tests
- ▶ Supervised/Adaptive Burden/Collapsing tests
- ▶ Variance component (similarity) based tests
- ▶ Omnibus tests: hedge against difference scenarios

Note: “Burden” tests sometimes refers to collapsing tests or to any region based test — inconsistent notation.

Burden Tests

- ▶ Aggregate rare variant information in a region into a summary dose variable
 - ▶ Binary Collapsing: CAST
 - ▶ CMC
 - ▶ Count Collapsing: MZ (GRANVIL)
 - ▶ Weighted Sum Test
- ▶ Most powerful if **all rare variants are causal variants with the same effect sizes (and association directions)**.

Burden Tests- Principle

- ▶ If p is large, multivariate test $\beta = 0$ is not powerful.
- ▶ **Collapsing:** Suppose $\beta_1 = \dots = \beta_p = \beta$

$$\mu_i / \text{logit}(\mu_i) = \alpha_0 + \mathbf{X}_i^T \alpha + C_i \beta$$

- ▶ $C_i = g_{i1} + \dots + g_{ip}$: **genetic burden/score**
- ▶ Test $H_0 : \beta = 0$ (df=1)


Burden Tests

- ▶ Collapse rare variants

Y	G ₁	G ₂	G ₃	G ₄
1	1	0	0	0
1	0	1	0	0
1	0	0	1	1
⋮	⋮	⋮	⋮	⋮
⋮	⋮	⋮	⋮	⋮
⋮	⋮	⋮	⋮	⋮
0	0	0	0	0
0	0	0	0	0
0	0	0	0	0

Burden Tests

- ▶ Collapse rare variants

Y	G ₁	G ₂	G ₃	G ₄		C
1	1	0	0	0		1
1	0	1	0	0		1
1	0	0	1	1		2
⋮	⋮	⋮	⋮	⋮		⋮
⋮	⋮	⋮	⋮	⋮		⋮
⋮	⋮	⋮	⋮	⋮		⋮
0	0	0	0	0		0
0	0	0	0	0		0
0	0	0	0	0		0

Burden Tests

- ▶ Many different types of tests exist based on different C_i
- ▶ Existence of any rare variants can cause loss of function of a region (ex. CAST)

$$C_i = \begin{cases} 1 & \text{if } \sum_{j=1}^p g_{ij} > 0 \\ 0 & \text{if } \sum_{j=1}^p g_{ij} = 0 \end{cases}$$

- ▶ Dominant genetic model (ex. MZ-test)

$$C_i = \sum_{j=1}^p I(g_{ij} > 0)$$

Weighted Burden

- ▶ Assume that rarer variants have larger effects
- ▶ Suppose $\beta_j = w(MAF_j)\beta$.
 - ▶ Ex: $w(MAF_j) = 1/\sqrt{MAF_j(1 - MAF_j)}$ (Madsen and Browning).
- ▶ $C_i = w_1g_{i1} + \dots + w_pg_{ip}$
 - ▶ Weighted count of rare variants, where $w_j = w(MAF_j)$.

Burden test - CMC test

Li and Leal (2008) *AJHG*

- ▶ There exists many variations of burden tests.
- ▶ CMC test
 - ▶ Group variants based on their MAFs
 - ▶ Collapse each group using CAST approach
 - ▶ Conduct Hotelling's T-test

Burden tests - Original Weighted Sum

Madsen and Browning (2009) *Plos Genetics*

- ▶ Assume **binary trait without covariates**
- ▶ **Control only MAFs and rank sum test**
 - ▶ Weight: $w_j = 1/\sqrt{q_j^u(1 - q_j^u)}$, where q_j^u is the estimated MAF from control samples.
 - ▶ Test statistic:

$$T_{wst} = \sum_{i \in case} rank(C_i), \quad C_i = \sum w_j g_{ij}$$

- ▶ P-values from normal approximation:

$$Z = (T_{wst} - \hat{\mu})/\hat{\sigma}$$

Power of Burden Tests

- ▶ Power of burden tests depends on
 - ▶ Number of associated variants
 - ▶ Number of non-associated variants
 - ▶ Direction of the effects.
- ▶ Powerful if most variants are causal and have effects in the same direction.

Burden vs. Single Variant Test

	Single Variant Test	Combined Test
10 variants / all have risk 2 / All have frequency .005	.05	.86
10 variants / all have risk 2 / Unequal Frequencies	.20	.85
10 variants / average risk is 2, but varies / frequency .005	.11	.97

[Li and Leal (2008) AJHG]

- ▶ Power from simulated data
- ▶ Combining variants can greatly increase the power.