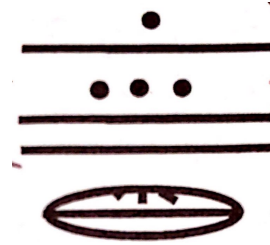


# Quiz 3

This is a two-stage quiz. During the first stage, use your knowledge & calculator to take this quiz. You have 15 min. In the second stage, you are now welcome to use your books, notes, and students in the class to retake the same quiz. You have 15 min. to write one solution (with everyone's name on it!!!) to be turned in for the group.

Show *all* your work. Reasonable supporting work must be shown for any partial credit.

1. Consider the number written on the left:



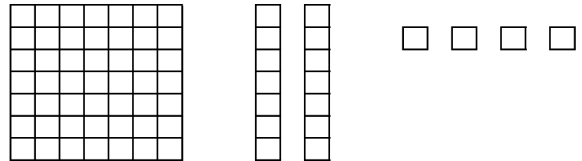
(a) [2] Identify what number system the number is written in. (Hindu-Arabic? Egyptian? Roman? Babylonian? Mayan?)

(b) [2] How many digits are in the number? Identify each.








(c) [3] Translate the above number into another number system. Clearly indicate what number system you are using & provide steps as you would for a 2nd grader.

2. Consider the number represented with one flat, 2 longs, and 4 units shown below.

(a) [1] Write the number of units in positional notation for the given base.







(b) [2] Determine the total number of units, reporting in the Hindu-Arabic number system.





















1,000,000	100,000	10,000	1000	100	10	1
						
Astonished man	Tadpole	Pointing finger	Lotus flower	Coiled rope	Heel bone	Stick

Egyptian Symbols

I	V	X	L	C	D	M
1	5	10	50	100	500	1000

Roman Numerals

			
23	6	40	59

0		5		10		15	
1		6		11		16	
2		7		12		17	
3		8		13		18	
4		9		14		19	

Mayan Symbols