

Statistics 581, Location and Score Function Plots

Wellner; 11/05/2014

These plots accompany the solutions for problem set 6, problems 3 and 5

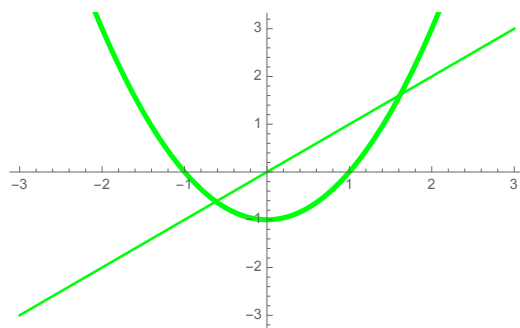


Figure 1: Scores for location and scale, $-(f'/f)(x)$ and $-1 - x(f'/f)(x)$ for $f = \phi$

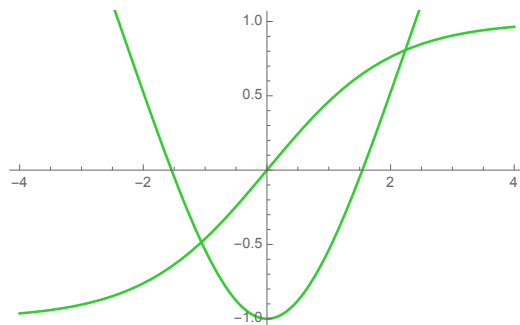


Figure 2: Scores for location and scale, $-(f'/f)(x)$ and $-1 - x(f'/f)(x)$ for $f = \text{logistic}$

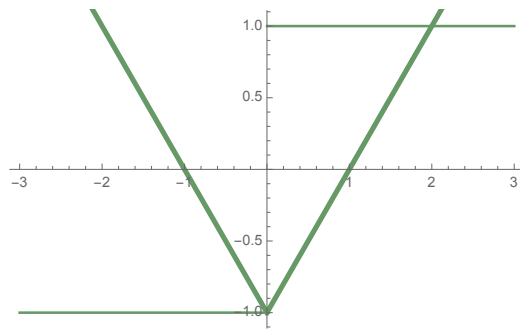


Figure 3: Scores for location and scale, $-(f'/f)(x)$ and $-1 - x(f'/f)(x)$ for $f = \text{Laplace density}$

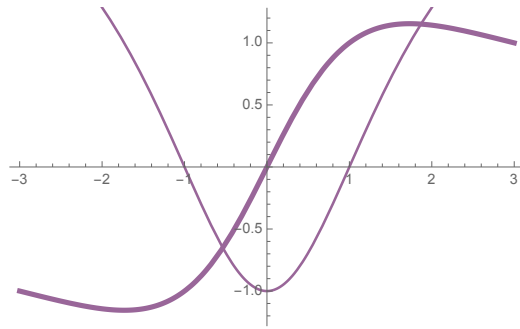


Figure 4: Scores for location and scale, $-(f'/f)(x)$ and $-1 - x(f'/f)(x)$ for $f = t_3$

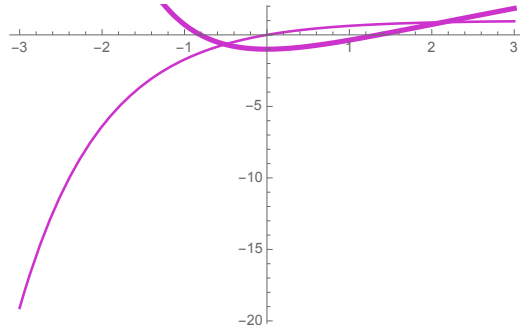


Figure 5: Scores for location and scale, $-(f'/f)(x)$ and $-1 - x(f'/f)(x)$ for $f = \text{double exponential} = \text{extreme value}$

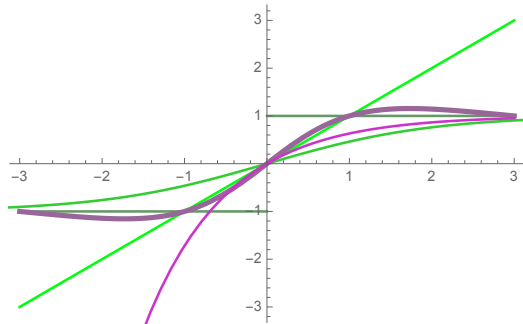


Figure 6: Scores for location $-(f'/f)(x)$, $f =$ Gaussian, logistic, Laplace, t_3 , and Gumbel = double exponential

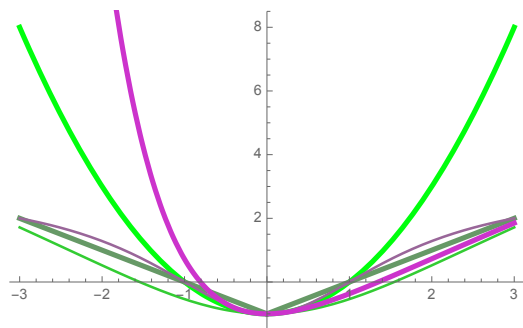


Figure 7: Scores for location $-(f'/f)(x)$, $f =$ Gaussian, logistic, Laplace, t_3 , and Gumbel = double exponential