

WebDAV Demo

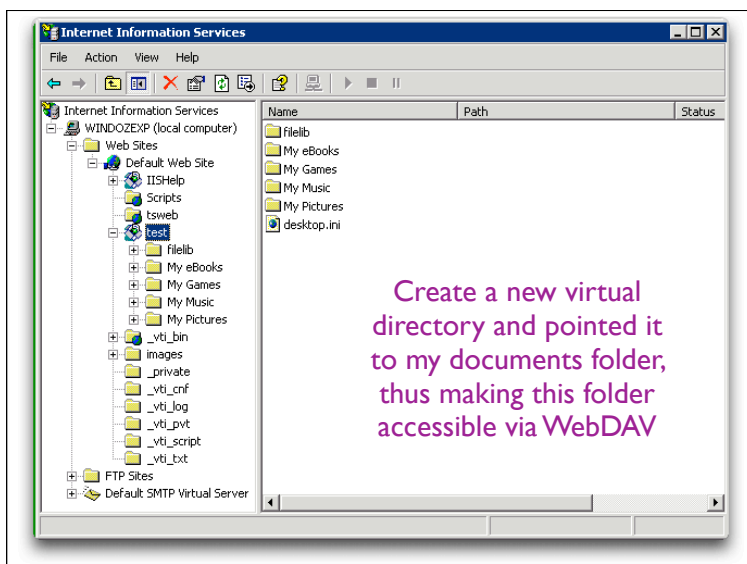
Informatics 341

1

WebDAV on WindowsXP

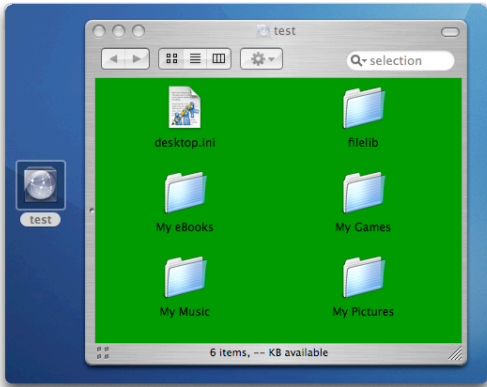
- Server requires IIS - WebDAV works OOTB
- Client:
 - Add a network place
 - <http://idisk.mac.com/johnblommers/public/>
 - provide login and password
 - finish the wizard

2



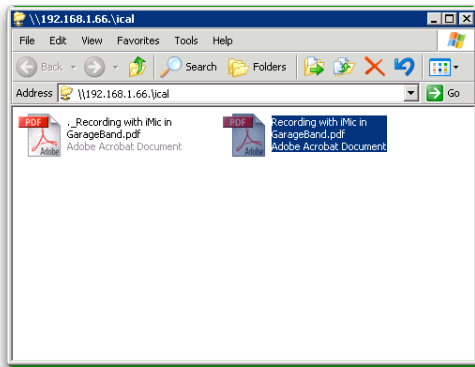
3

Mac OS X WebDAV client



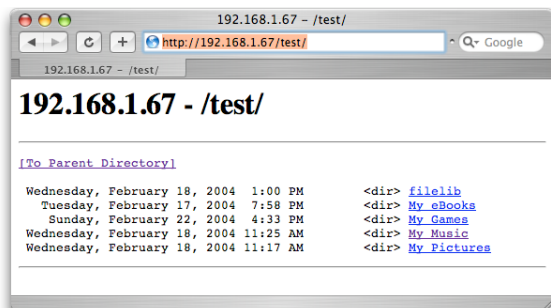
4

Windows XP WebDAV Client



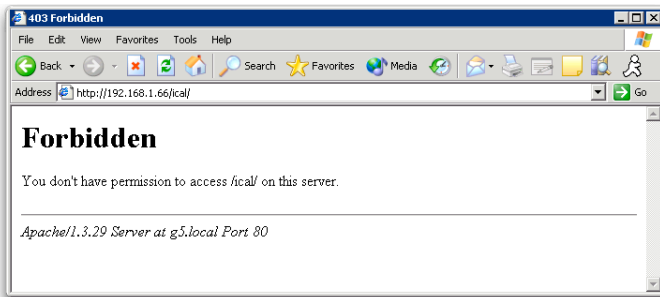
5

But



6

But



7

WebDAV on Mac OS X

- From the Finder:
 - Go-->Connect to Server
 - <http://192.168.1.67/test>
 - A Finder window opens
 - An icon appears on the desktop
 - IIS defaults to no authentication needed

8

WebDAV in Apache

- http://www.gregwestin.com/webdav_for_ical.php

9

httpd.conf

- cp httpd.conf httpd.conf.old
- Remove comments on these lines:
 - #LoadModule digest_module libexec/httpd/mod_digest.so
 - #LoadModule dav_module libexec/httpd/libdav.so
 - #AddModule mod_digest.c
 - #AddModule mod_dav.c

10

httpd.conf

- # John Blommers - Turning on WebDAV
DAVLockDB /Library/WebServer/davlocks/DAVLockDB
DAVMinTimeout 600
<Location /ical>
 DAV On
 AllowOverride None
 Options None
</Location>

<Directory "/Library/WebServer/Documents">

11

Finishing WebDAV config

- Setup files and directories thus:
 - sudo mkdir /Library/WebServer/davlocks
 - sudo chown www:www /Library/WebServer/davlocks
 - sudo mkdir /Library/WebServer/Documents/ical
 - sudo chown www:www /Library/WebServer/Documents/ical
 - sudo apachectl graceful
- URL to access the /ical directory using WebDAV:
 - http://140.247.145.23/ical

12
