

Changes from AACR2 to RDA: A Comparison of Examples Part 1: Description

University of Washington Libraries
July 10, 2012

presented by
Adam L. Schiff
Principal Cataloger
University of Washington Libraries
aschiff@uw.edu
faculty.washington.edu/aschiff

ADAM L. SCHIFF

Principal Cataloger, University of
Washington Libraries

M.L.I.S., UC Berkeley
A.B. in Biology, Cornell University

Author of *SACO Participants'*
Manual

Chair, ALCTS SAC
Subcommittee on Genre-Form
Implementation, 2010-

Chair, ALCTS/LITA/RUSA MARBI
Committee, 2004-2005

Chair, ALCTS CCS Cataloging
Committee: Description and
Access (CC:DA), 2000-2001



Chair, JSC RDA Examples Group,
Part A, Chapters 6-7 and Part B,
2006-2009

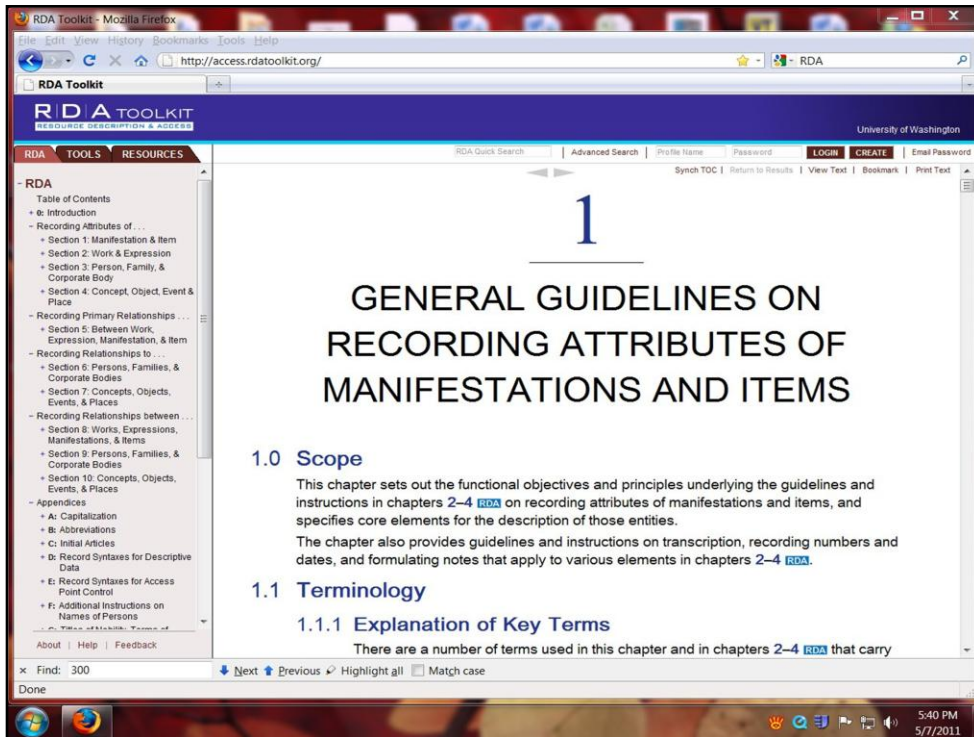
This group provided examples for
the RDA chapters on identifying
works and expressions, persons,
families, corporate bodies, and
places and the chapters on
recording relationships

RDA: Resource Description & Access

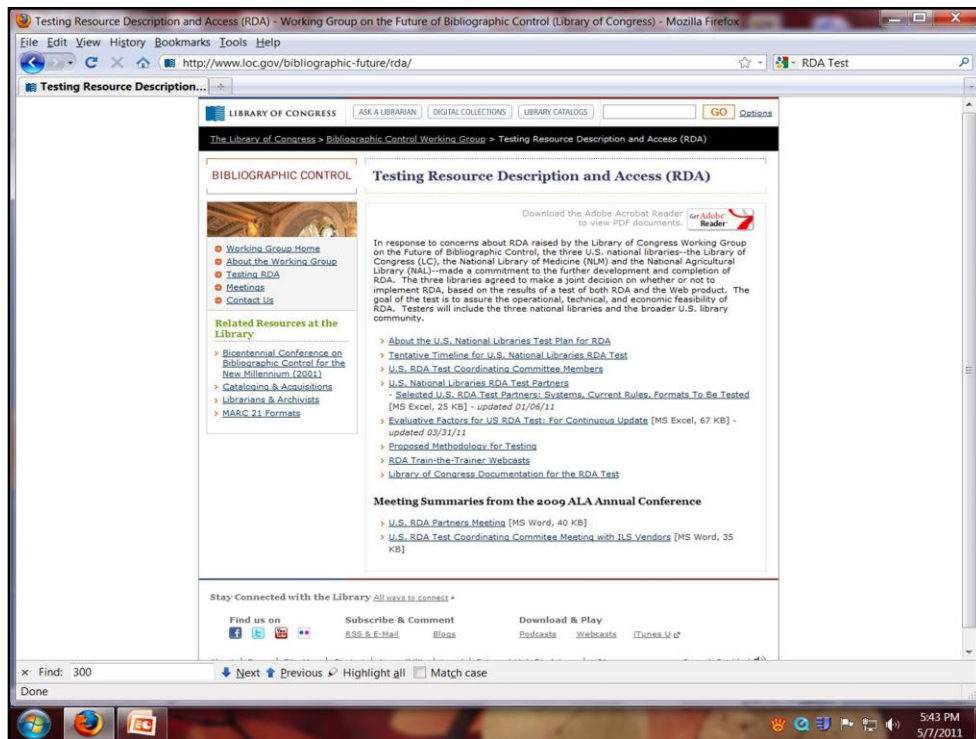
Developed by the Joint Steering Committee (JSC) to replace the *Anglo-American Cataloguing Rules, 2nd Edition Revised*

Issued in 2010 as part of the *RDA Toolkit*, a subscription-based online product co-published by the American Library Association, Canadian Library Association, and Facet Publishing (www.rdatoolkit.org). Also available in loose-leaf format.

- A structure based on the conceptual models of FRBR (functional requirements for bibliographic data) and FRAD (functional requirements for authority data) to help catalog users find the information they need more easily
- A flexible framework for content description of digital resources that also serves the needs of libraries organizing traditional resources
- A better fit with emerging database technologies, enabling institutions to introduce efficiencies in data capture and storage retrievals



Chapter 1 of RDA as viewed in the RDA Toolkit




As you are probably aware, the three U.S. national libraries (Library of Congress, National Library of Medicine, and National Library of Agriculture) agreed to make a joint decision on whether or not to implement RDA, based on the results of a test of both RDA and the Web product. These libraries, along with 26 other formal test participants representing a wide variety of library types, carried out the test in the second half of 2010. As part of training their catalogers, the Library of Congress developed training materials for test participants and created the Library of Congress Policy Statements (LCPS) to document their policy decisions for LC staff to apply during the test to the options and alternative in RDA. All of this documentation is available from RDA Test website shown in the slide. The LC Policy Statements are also included in the RDA Toolkit and hyperlinked from within the text of RDA itself.

The Library of Congress has announced that it will fully implement RDA by March 31, 2013. That is the date by which all newly created LC cataloging records will be done according to RDA. The Program for Cooperative Cataloging has announced a PCC Day One for RDA Authority Records: also March 31, 2013. That is the date on which all new name authority records will be created following RDA instructions. There is no PCC day one for bibliographic records, however.

The LIBRARY of CONGRESS | [ASK A LIBRARIAN](#) | [DIGITAL COLLECTIONS](#) | [LIBRARY CATALOGS](#) | Search

The Library of Congress > [Cataloging > Acquisitions](#) > [General, Descriptive Cataloging](#) > [RDA](#)

CATALOGING AND ACQUISITIONS



Search this site

- [Cataloging and Acquisitions Home](#)
- [About the Organization](#)
- [Contact](#)
- [FAQs](#)
- [News](#)
- [Acquisitions](#)
- [Cataloging Tools, Documentation](#)
- [Catalogs, Authority Records](#)
- [Classification and Shelving](#)
- [Cooperative Cataloging Programs](#)
- [General, Descriptive Cataloging](#)
- [Products for Purchase](#)
- [Professional Activities](#)
- [Publications, Reports](#)
- [Subject & Genre/Form Headings](#)

Subscribe
Receive an e-mail when a new issue of the *Library of Congress Cataloging Newsline* is available.

Resource Description and Access (RDA)

Information and Resources in Preparation for RDA

News

- 6/21/12: [Implementation Update from the U.S. RDA Test Coordinating Committee Posted](#)
- 6/1/12: [Summary of LCPS Changes for the June 2012 release of the RDA Toolkit Posted](#) [PDF, 31 KB]

[More news >](#)

Documentos disponibles en español

Documentation

- Core Elements for LC (May 16, 2012) [PDF, 110 KB]
- [Library of Congress Policy Statements \(LCPS\)](#)
- [Additional Information](#)

Community

- [Program for Cooperative Cataloging \(PCC\)](#)
- [OCLC Policy Statement on RDA Cataloging](#)
- [SkyRiver Statement on RDA Support](#)
- [Joint Steering Committee for Development of RDA \(JSC\)](#)
- [Presentations on RDA from JSC](#)
- [RDA Toolkit Information from ALA Publishing](#)
- [Registered RDA Element Sets and Value Vocabularies](#)
- [Cataloger's Desktop](#)

Timeline and FAQ

- [Timeline](#)
- [FAQ \(To be added\)](#)

Training

- [Webcasts](#)
- [Training Modules](#)
- [Exercises](#)
- [Examples](#)
- [LC RDA Training Plan](#) June 15, 2012 [PDF, 156 KB]
- [Catalogers Learning Workshop \(CLW\)](#) May 8, 2012 [PDF, 732 KB]
- [Using the RDA Toolkit](#) May 8, 2012 [PDF, 732 KB]

U.S. RDA Test Coordinating Committee

- [Implementation Updates](#)
- [National Libraries RDA Test](#)

<http://www.loc.gov/aba/rda/>

Subsequent to the test, LC has created a webpage for RDA resources (<http://www.loc.gov/aba/rda/>), including documentation, training, and links to community information about RDA. The LC Policy Statements are linked from this page, and are also included in the RDA Toolkit.

RDA TOOLKIT
RESOURCE DESCRIPTION & ACCESS

University of Washington

RDA TOOLS RESOURCES

RDA Table of Contents

- 6: Introduction
- Section 1: Recording Attributes of Manifestation & Item
 - 1: General Guidelines on Recording Attributes of Manifestations and Items
- 2: Identifying Manifestations and Items
 - 2.0 Purpose and Scope
 - 2.1 Basis for Identification of the Resource
 - 2.2 Sources of Information
 - 2.3 Title
 - 2.4 Statement of Responsibility
 - 2.5 Edition Statement
 - 2.6 Numbering of Serials
 - 2.7 Production Statement
 - 2.8 Publication Statement
 - 2.9 Distribution Statement
 - 2.10 Manufacture Statement
 - 2.11 Copyright Date
 - 2.11.1 Basic Instructions on Recording Copyright Dates
 - 2.11.1.1 Scope

A **copyright date** is a date associated with a claim of protection under copyright or a similar regime.

Copyright dates include phonogram dates (i.e., dates associated with claims of protection for sound recordings).
 - 2.11.1.2 Sources of Information

Take information on copyright dates from any source.
 - 2.11.1.3 Recording Copyright Dates

Record copyright dates applying the general guidelines on numbers expressed as numerals or as words given under [1.8 RDA](#). Precede the date by the copyright symbol (©) or the phonogram symbol (℗), or by *copyright* or *phonogram* if the appropriate symbol cannot be reproduced.
 - 2.12 Series Statement
 - 2.13 Mode of Issuance
 - 2.14 Frequency
 - 2.15 Identifier for the Manifestation
 - 2.16 Preferred Citation
 - 2.17 Custodial History of Item
 - 2.18 Immediate Source of Acquisition of Item
 - 2.19 Identifier for the Item

1 2 3 4 5 6 7 8 [9] 10 11 12

2.11 Copyright Date

CORE ELEMENT

LCPS

Copyright date is a core element if neither the date of publication nor the date of distribution is identified.

2.11.1 Basic Instructions on Recording Copyright Dates

2.11.1.1 Scope

A **copyright date** is a date associated with a claim of protection under copyright or a similar regime.

Copyright dates include phonogram dates (i.e., dates associated with claims of protection for sound recordings).

2.11.1.2 Sources of Information

Take information on copyright dates from any source.

2.11.1.3 Recording Copyright Dates

Record copyright dates applying the general guidelines on numbers expressed as numerals or as words given under [1.8 RDA](#). Precede the date by the copyright symbol (©) or the phonogram symbol (℗), or by *copyright* or *phonogram* if the appropriate symbol cannot be reproduced.

EXAMPLE

©2002

copyright 2005

About | Help | Feedback

Screen shot from the RDA Toolkit, showing a link from an RDA Instruction to an LC Policy Statement.

The screenshot shows the RDA Toolkit interface. The top header is purple with 'RDA TOOLKIT' and 'RESOURCE DESCRIPTION & ACCESS' in white. The University of Washington logo is in the top right. A navigation bar below the header has 'RDA', 'TOOLS', and 'RESOURCES' tabs. The left sidebar is light pink and contains a list of resources: 'AACR2', 'Library of Congress Policy Statements (LCPS)', and 'Other Resources'. The main content area is light green and features a breadcrumb trail '1 2 3 [4] 5 6 7'. The title 'LCPS for 2.11 RDA' is centered, followed by the large heading 'COPYRIGHT DATE'. The text explains the LC practice for Core Element: Record a copyright date for a single-part monograph if neither the date of publication nor the date of distribution is identified. It is not required to record copyright dates for multipart monographs, serials, and integrating resources. The date '[2012-04]' is shown on the right. At the bottom left, the document date is '6/12/2012' and the URL is 'http://access.rdatoolkit.org/lcpschp2.html'. The footer has links for 'About', 'Help', and 'Feedback'.

RDA TOOLKIT
RESOURCE DESCRIPTION & ACCESS

University of Washington

RDA TOOLS RESOURCES

AACR2
Library of Congress Policy Statements (LCPS)
Other Resources

1 2 3 [4] 5 6 7

LCPS for 2.11 RDA

COPYRIGHT DATE

LC practice for Core Element: Record a copyright date for a single-part monograph if neither the date of publication nor the date of distribution is identified. It is not required to record copyright dates for multipart monographs, serials, and integrating resources.

[2012-04]

Document Date: 6/12/2012
Document: <http://access.rdatoolkit.org/lcpschp2.html>

About | Help | Feedback

Screen shot from an LC Policy Statement in the RDA Toolkit.

List of changes to AACR2 instructions
available on the JSC website:

<http://www.rda-jsc.org/docs/5sec7rev.pdf>

MARC 21 changes for RDA

<http://www.loc.gov/marc/RDAinMARC29.html>

OCLC Technical Bulletins 258, 260, 261

<http://www.oclc.org/support/documentation/technicalbulletins/>

I worked from the list of changes compiled by the JSC and posted on its website. *Note:* this is not necessarily a complete list - just those identified during the RDA development process.

This presentation does not cover all of the changes from AACR2 to RDA, nor does it include most of the new instructions unique to RDA, nor many of the new MARC 21 bibliographic and authority format additions and changes made for RDA. I've selected the changes from AACR2 to RDA that I thought would be of most interest to a general audience.

For a list of MARC 21 changes for RDA, see:

<http://www.loc.gov/marc/RDAinMARC29.html> and see the lists of changes as announced in the MARC 21 updates: <http://www.loc.gov/marc/marcginf.html#naa>

OCLC Technical Bulletin 258 lists all of the MARC changes OCLC implemented in May 2010.

OCLC Technical Bulletin 260 comprises the OCLC-MARC Format Update 2011 and OCLC Technical Bulletin 261 comprises the OCLC-MARC Format Update 2012; both include additional MARC changes for RDA.

DESCRIPTION

Identifying RDA Records

In MARC 21 bibliographic records:

- 040 subfield \$e with value *rda*
- Leader/18 (Descriptive Cataloging Form) coded *i* if ISBD punctuation is included or *#* (blank) if ISBD punctuation is not followed or *c* if ISBD punctuation followed except that ISBD punctuation is *not* present at the end of a subfield. [Code *a* is used for AACR2 records].

18 - Descriptive cataloging form One-character alphanumeric code that indicates characteristics of the descriptive data in the record through reference to cataloging norms. Subfield \$e (Description conventions) of field 040 (Cataloging Source) also contains information on the cataloging conventions used.

- Non-ISBD Descriptive portion of the record does not follow *International Standard Bibliographic Description* (ISBD) cataloging and punctuation provisions.

a - AACR 2 Descriptive portion of the record is formulated according to the description and punctuation provisions as incorporated into the *Anglo-American Cataloguing Rules*, 2nd Edition (AACR2) and its manuals.

c - ISBD punctuation omitted Descriptive portion of the record contains the punctuation provisions of ISBD, except ISBD punctuation is *not* present at the end of a subfield.

i - ISBD punctuation included Descriptive portion of the record contains the punctuation provisions of ISBD.

u - Unknown Institution receiving or sending data in Leader/18 cannot adequately determine the appropriate descriptive cataloging form used in the record. May be used in records converted from another metadata format.

MARC Tags (Library of Congress Online Catalog) - Session timeout in 4:49 - Mozilla Firefox

File Edit View History Bookmarks Tools Help

MARC Tags (Library of Cong... >> Go to Library of Congress Authorities

The Library of Congress

LIBRARY OF CONGRESS ONLINE CATALOG

Help New Search Search History Headings List Titles List Requests in hand Account Info Start Over

DATABASE: Library of Congress Online Catalog
 YOU SEARCHED: Number Search (LCCN-ISBN-ISSN) = 2010922640
 SEARCH RESULTS: Displaying 1 of 1.

< Previous Next >

Brief Record Subjects/Content Full Record MARC Tags

Sounds of murder : a Pamela Barnes acoustic mystery / by Patricia Rockwell.

LC Control No.: 2010922640
 LCCN Permalink: <http://lccn.loc.gov/2010922640>

000 00914cam a2200265 1 450
 001 16092633
 005 20101129150944.0
 008 100216i2010201010lu 000 1 eng
 906 __ \$a 7 \$b cbc \$c orignew \$d 2 \$e epcn \$f 20 \$g y-gencatlg
 925 0_ \$a acquire \$b 2 shelf copies \$x policy default
 955 __ \$a pc22 2010-02-16 \$f rg04 2010-11-29 (2 copies) to BCCD
 010 __ \$a 2010922640
 020 __ \$a 9780984479504 (pbk.)
 040 __ \$a DLC \$b eng \$c DLC \$e rda
 042 __ \$a pcc
 050 00 \$a PS3618.O35448 \$b S67 2010
 082 00 \$a 813/.6 \$2 22
 100 1_ \$a Rockwell, Patricia Ann.
 245 10 \$a Sounds of murder : \$b a Pamela Barnes acoustic mystery / \$c by Patricia Rockwell.
 260 __ \$a [Aurora, Illinois] : \$b Cozy Cat Press, \$c [2010], ©2010.
 300 __ \$a 204 pages : \$c 23 cm
 650 0_ \$a Murder \$x Investigation \$v Fiction.
 650 0_ \$a Forensic acoustics \$v Fiction.
 650 0_ \$a College teachers \$v Fiction.
 655 7_ \$a Mystery fiction. \$2 gsafd

CALL NUMBER: PS3618.O35448 S67 2010
 Copy 2

4:54 PM
 1/16/2011

OCLC Connexion - [Online WorldCat: Omerta]

File Cataloging Authorities Edit Action Batch View Tools Window Help

Text Strings User Tools

OCLC 686763633 No holdings in WAU - 1 other holding

Visual Materials Rec stat n Entered 20101129 Replaced 20101129135022.3

Type g ELvl l Src d Audn Ctrl Lang spa

BLvl m Form GPub Time 0 8 3 MRec Ctry xx

Desc i TMat v Tech l Dist t Dates 2010 2008

007 v #b d #d m #e v #f a #g i #h z #i s

040 EMU #b eng #c EMU #e rda

043 nwcu---

046 #k 2008

090 #b

049 WAUW

130 0 [Omerta \(Motion picture : 2008\)](#)

245 1 0 Omerta / #c una producción de Instituto Cubano del Arte e Industria Cinematográficos, Abra Prod ; con la participación de TVE [and four others] ; escrita y dirigida por Pavel Giroud.

257 Cuba #a Spain

260 [Place of publication not identified] : #b [publisher not identified] ; #a [Hialeah, Fla.] : #b distribuido por Kimbara Cine Cubano Inc, #c [2010?], ©2008.

300 1 videodisc (approximately 83 min.) : #b digital, sound, color with black and white sequences ; #c 4 3/4 in.

336 two-dimensional moving image #2 rdacontent

337 video #2 rdamedia

338 videodisc #2 rdacarrier

OCLC RDA record policy:
<http://www.oclc.org/rda/policy.htm>

See also OCLC discussion paper on
incorporating RDA practices into WorldCat:
<http://www.oclc.org/rda/discussion.htm>

5:22 PM 1/16/2011

OCLC has a webpage describing its policies for creating original RDA records and for upgrading or converting records to RDA: <http://www.oclc.org/rda/policy.htm> These protocols continue to apply until RDA is implemented officially by the three U.S. national libraries. There is also an OCLC discussion paper entitled “Incorporating RDA practices into WorldCat” at <http://www.oclc.org/rda/discussion.htm>.

Each adjacent data element that requires square brackets is enclosed in its own set of square brackets

AACR2 1.0C1

RDA D.1.2.1

260 \$a [Beltsville, Md.? : \$b
Agricultural Research
Service, \$c 1997]

264_1 \$a [Beltsville,
Maryland?] : \$b [Agricultural
Research Service], \$c [1997]

260 \$a [S.l. : \$b s.n.], \$c 1966.

264_1 \$a [Place of publication
not identified] : \$b [publisher
not identified], \$c 1966.

This isn't a change initiated by RDA. RDA Appendix D simply reflects changes made to the ISBD as of the Consolidated edition.

Note: this is not a change initiated by RDA; appendix D reflects a change in ISBD as of the consolidated edition.

When an element ends with an abbreviation followed by a full stop or ends with the mark of omission and the punctuation following that element either is or begins with a full stop, include the full stop that constitutes or begins the prescribed punctuation.


AACR2 1.0C1

250 \$a 3rd ed.

260 \$a Vancouver : \$b UBC
Press, \$c c2005.

This isn't a change initiated by RDA. RDA Appendix D simply reflects changes made to the ISBD as of the Consolidated edition. This only applies if giving the RDA element in an ISBD display.

RDA D.1.2.1

250 \$a 3rd ed.. 

264 _1 \$a Vancouver : \$b UBC
Press, \$c [2005]

264 _4 \$c ©2005

Note: This example assumes that the edition statement appeared on the prescribed source as "3rd ed."

Note: this is not a change initiated by RDA; appendix D reflects a change in ISBD as of the consolidated edition.

Inaccuracies – Monographs

AACR2 1.0F, 21.29C, LCRI 21.30J

245 10 \$a Micromagnetic [sic]
study of magnetoelastic
materials / \$c Yunfei Ma.

246 3_ \$a Micromagnetic
study of magnetoelastic
materials

246 3_ \$a Micromagnetic
study of magnetoelastic
materials

RDA 1.7.9, 2.3.1.4

245 10 \$a Micromagnetic
study of magnetoelastic
materials / \$c Yunfei Ma.

246 1_ \$i Title should read: \$a
Micromagnetic study of
magnetoelastic materials

In AACR2 inaccuracies are transcribed followed either by *[sic]* or by *i.e.* and the correction within square brackets. Supply a missing letter or letters in square brackets.

In RDA, inaccuracies are transcribed as they appear on the source of information. If necessary, a note may be made correcting the inaccuracy, and the title as corrected may be recorded as a variant title if it is considered important for access. When transcribing the title proper of a serial or integrating resource, correct obvious typographic errors, and make a note giving the title as it appears on the source of information. In case of doubt about whether the spelling of a word is incorrect, transcribe the spelling as found. Record the title as it appears on the source of information as a variant title if it is considered to be important for access.

LCRI 21.30J. Titles of monographs corrected by "[i.e. ...]" and "[sic]" or by bracketing missing letters (cf. 1.0F1). When the "[i.e. ...]," "[sic]" or bracketed letter(s) technique is used, make two title added entries: a 246-derived one for the title in its uncorrected form, and one in its correct form.

Inaccuracies – Monographs

AACR2 1.0F, 21.29C, LCRI 21.30J

RDA 1.7.9, 2.3.1.4

245 10 \$a Hearing on pending legislative [i.e. legislation] : \$b hearing before the Committee on Veterans' Affairs, United States Senate, One Hundred Tenth Congress, first session, October 24, 2007.

246 3_ \$a Hearing on pending legislative

246 3_ \$a Hearing on pending legislation

245 10 \$a Hearing on pending legislative : \$b hearing before the Committee on Veterans' Affairs, United States Senate, One Hundred Tenth Congress, first session, October 24, 2007.

246 1_ \$i Title should read: \$a Hearing on pending legislation

In AACR2 inaccuracies are transcribed followed either by *[sic]* or by *i.e.* and the correction within square brackets. Supply a missing letter or letters in square brackets.

In RDA, inaccuracies are transcribed as they appear on the source of information. If necessary, a note may be made correcting the inaccuracy, and the title as corrected may be recorded as a variant title if it is considered important for access. When transcribing the title proper of a serial or integrating resource, correct obvious typographic errors, and make a note giving the title as it appears on the source of information. In case of doubt about whether the spelling of a word is incorrect, transcribe the spelling as found. Record the title as it appears on the source of information as a variant title if it is considered to be important for access.

LCRI 21.30J. Titles of monographs corrected by "[i.e. ...]" and "[sic]" or by bracketing missing letters (cf. 1.0F1). When the "[i.e. ...]," "[sic]" or bracketed letter(s) technique is used, make two title added entries: a 246-derived one for the title in its uncorrected form, and one in its correct form.

Transcription of Marks of Punctuation

AACR2 1.1B1

245 00 \$a If elected-- : \$b
presidential campaigns from
Lincoln to Ford, as reported
by the New York times / \$c
edited by Arleen Keylin and
Eve Nelson.

RDA 1.7.3

245 00 \$a If **elected...** : \$b
presidential campaigns from
Lincoln to Ford, as reported
by the New York times / \$c
edited by Arleen Keylin and
Eve Nelson.

*Title appears on chief source
as: If elected...*

AACR2 1.1B1. If the title proper as given in the chief source of information includes the punctuation marks ... or [], replace them by – and (), respectively.

RDA 1.7.3. Transcribe punctuation as it appears on the source, omitting punctuation on the source that separates data to be recorded as one element from data to be recorded as a different element, or as a second or subsequent instance of an element.

Title Proper – Serials

AACR2 12.1B7

245 10 \$a Proceedings of the
... Annual Symposium on
Sea Turtle Biology and
Conservation.

245 14 \$a The annual report of
Governor ...

245 10 \$a Annual report /
Pacific Salmon Commission.
not ... Annual report

RDA 2.3.1.4

245 10 \$a Proceedings of the
... Annual Symposium on
Sea Turtle Biology and
Conservation.

245 14 \$a The annual report of
Governor ...

245 10 \$a ... Annual report /
Pacific Salmon Commission.

12.1B7. For serials, if the title includes a date, name, number, etc., that varies from issue to issue, omit this date, name, number, etc., and replace it by the mark of omission, **unless it occurs at the beginning of the title, in which case do not give the mark of omission.**

Report on the ... Conference on Development Objectives and Strategy
Supply estimates for the year ending ...

Frommer's Washington, D.C. on \$... a day

(Title appears as: Frommer's Washington, D.C. on \$35 a day)

The annual report of Governor ...

(Title appears as: The annual report of Governor Rhodes. The name of the governor changes with each specific term of office)

Annual report *not* ... Annual report

2.3.1.4 ***Date, name, number, etc., that varies from issue to issue.*** If a title of a serial includes a date, name, number, etc., that varies from issue to issue, omit this date, name, number, etc. Use a mark of omission (...) to indicate such an omission.

In the first two examples, there is no difference between AACR2 and RDA. The third example illustrates the difference when a date, name, number, etc., occurs at the beginning of a serial title. The exception in AACR2 12.1B7 is not in RDA.

Three New RDA Elements Replace the GMD (245 \$h)

Content Type (RDA 6.9) – MARC 336

The form of communication through which a work is expressed. *Examples: performed music; text; two-dimensional moving image*

Media Type (RDA 3.2) – MARC 337

The general type of intermediation device required to view, play, run, etc., the content of a resource. *Examples: audio; computer; microform; unmediated; video*

Carrier Type (RDA 3.3) – MARC 338

The format of the storage medium and housing of a carrier. *Examples: audio disc; online resource; microfiche; videocassette; volume*

For each of these three new fields, there are closed vocabularies in RDA developed with the ONIX publishing community. Codes for each term can be used instead of or in addition to the term. Libraries do not have to use those specific terms in their OPACs: they can display them with their own replacement terms or with icons; or, they can use them only for filtering or limiting searches in conjunction with info in the Leader and controlled fields.

RDA 3.2. Media type (MARC tag 337) is a categorization reflecting the general type of intermediation device required to view, play, run, etc., the content of a resource. Values in RDA: *audio; computer; microform; microscopic; projected; stereographic; unmediated; video; other; unspecified*. Each value also has a MARC code established for it that can be used in 337 \$b.

RDA 3.3. Carrier type (MARC tag 338) is a categorization reflecting the format of the storage medium and housing of a carrier in combination with the type of intermediation device required to view, play, run, etc., the content of a resource. Each value also has a MARC code established for it that can be used in 338 \$b.

Audio carriers: audio cartridge; audio cylinder; audio disc; audio roll; audiocassette; audiotape reel; sound-track reel
Computer carriers: computer card; computer chip cartridge; computer disc; computer disc cartridge; computer tape cartridge; computer tape cassette; computer tape reel; online resource

Microform carriers: aperture card; microfiche; microfiche cassette; microfilm cartridge; microfilm cassette; microfilm reel; microfilm roll; microfilm slip; microopaque

Microscopic carriers: microscope slide

Projected image carriers: film cartridge; film cassette; film reel; film roll; filmstrip; filmstrip cartridge; overhead transparency; slide

Stereographic carriers: stereograph card; stereograph disc

Unmediated carriers: card; flipchart; object; roll; sheet; volume

Video carriers: video cartridge; videocassette; videodisc; videotape reel

Other values established: *other; unspecified*

RDA 6.9. Content type (MARC tag 336) is a categorization reflecting the fundamental form of communication in which the content is expressed and the human sense through which it is intended to be perceived. For content expressed in the form of an image or images, content type also reflects the number of spatial dimensions in which the content is intended to be perceived and the perceived presence or absence of movement. Values: *cartographic dataset; cartographic image; cartographic moving image; cartographic tactile image; cartographic tactile three-dimensional form; cartographic three-dimensional form; computer dataset; computer program; notated movement; notated music; performed music; sounds; spoken word; still image; tactile image; tactile notated music; tactile text; tactile three-dimensional form; text; three-dimensional form; three-dimensional moving image; other; unspecified*. Each value also has a MARC code established for it that can be used in 336 \$b.

General Material Designation

AACR2 1.1C

245 00 \$a The sweet hereafter
\$h [videorecording] / \$c
Alliance Communications
presents an Ego Film Arts
production ; a film by Atom
Egoyan ; screenplay by
Atom Egoyan ; produced by
Camelia Frieberg and Atom
Egoyan ; directed by Atom
Egoyan.

RDA 3.2, 3.3, 6.9

245 00 \$a The sweet hereafter / \$c
Alliance Communications
presents an Ego Film Arts
production ; a film by Atom
Egoyan ; screenplay by Atom
Egoyan ; produced by Camelia
Frieberg and Atom Egoyan ;
directed by Atom Egoyan.

336 \$a two-dimensional moving
image \$b tdi \$2 rdacontent

337 \$a video \$b v \$2 rdamedia

338 \$a videodisc \$b vd \$2
rdacarrier

The GMD has been replaced in RDA by Media type (3.2), Carrier type (3.3), and Content type (6.9).

3.2. Media type (MARC tag 337) is a categorization reflecting the general type of intermediation device required to view, play, run, etc., the content of a resource. Values in RDA: audio; computer; microform; microscopic; projected; stereographic; unmediated; video; other; unspecified. Each value also has a MARC code established for it that can be used in 337 \$b.

3.3. Carrier type (MARC tag 338) is a categorization reflecting the format of the storage medium and housing of a carrier in combination with the type of intermediation device required to view, play, run, etc., the content of a resource. Each value also has a MARC code established for it that can be used in 338 \$b.

Audio carriers: audio cartridge; audio cylinder; audio disc; audio roll; audiocassette; audiotape reel; sound-track reel

Computer carriers: computer card; computer chip cartridge; computer disc; computer disc cartridge; computer tape cartridge; computer tape cassette; computer tape reel; online resource

Microform carriers: aperture card; microfiche; microfiche cassette; microfilm cartridge; microfilm cassette; microfilm reel; microfilm roll; microfilm slip; microopaque

Microscopic carriers: microscope slide

Projected image carriers: film cartridge; film cassette; film reel; film roll; filmstrip; filmstrip cartridge; overhead transparency; slide

Stereographic carriers: stereograph card; stereograph disc

Unmediated carriers: card; flipchart; object; roll; sheet; volume

Video carriers: video cartridge; videocassette; videodisc; videotape reel

Other values established: other; unspecified

6.9. Content type (MARC tag 336) is a categorization reflecting the fundamental form of communication in which the content is expressed and the human sense through which it is intended to be perceived. For content expressed in the form of an image or images, content type also reflects the number of spatial dimensions in which the content is intended to be perceived and the perceived presence or absence of movement. Values: cartographic dataset; cartographic image; cartographic moving image; cartographic tactile image; cartographic tactile three-dimensional form; cartographic three-dimensional form; computer dataset; computer program; notated movement; notated music; performed music; sounds; spoken word; still image; tactile image; tactile notated music; tactile text; tactile three-dimensional form; text; three-dimensional form; three-dimensional moving image; two-dimensional moving image; other; unspecified. Each value also has a MARC code established for it that can be used in 336 \$b.

Note: the source codes for these fields were changed from marccontent, marcmedia, and marccarrier were changed to rdacontent, rdamedia, and rdacarrier in June 2010 (see MARC Technical Notice (June 18, 2010)).

General Material Designation

AACR2 1.1C

100 1_ \$a Kincaid, K. P.
 245 14 \$a The next competitor /
 \$c K.P. Kincaid ; illustrations
 by Alessia Brio.
 260 \$a Round Rock, TX : \$b
 Prizm Books, \$c c2009.
 300 \$a 236 p. ; \$c 21 cm.

RDA 3.2, 3.3, 6.9

100 1_ \$a Kincaid, K. P., \$e author.
 245 14 \$a The next competitor / \$c
 K.P. Kincaid ; illustrations by
 Alessia Brio.
 264 _1 \$a Round Rock, TX : \$b
 Prizm Books, a subsidiary of
 Torquere Press, Inc., \$c [2010]
 264 _4 \$c ©2009
 300 \$a 236 pages ; \$c 21 cm
 336 \$a text \$2 rdacontent
 337 \$a unmediated \$2 rdamedia
 338 \$a volume \$2 rdacarrier

Here is a book example. In AACR2 we didn't use a GMD for some printed resources (books, scores, cartographic materials). In RDA, we do record the content type, media type, and carrier type for these resources.

Parallel Titles

AACR2 1.1D

245 10 \$a Modern English-Lao,
Lao-English dictionary / \$c
by Bounmy Soukbandith.

246 1_ \$i Parallel title on
cover: \$a Vatchanānukom
samai mai 'Angkit-Lāo, Lāo-
'Angkit

RDA 2.3.3

245 10 \$a Modern English-Lao,
Lao-English dictionary = \$b
Vatchanānukom samai mai
'Angkit-Lāo, Lāo-'Angkit / \$c
by Bounmy Soukbandith.

246 31 \$a Vatchanānukom
samai mai 'Angkit-Lāo, Lāo-
'Angkit

AACR2 1.1D1. Transcribe parallel titles in the order indicated by their sequence on, or by the layout of, the chief source of information. RDA 2.3.3.1 defines parallel title as the title proper in another language and/or script, but there is no restriction on sources for this information. 2.3.3.2 says to take parallel titles from any source within the resource.

Parallel Titles

AACR2 1.1D

245 10 \$a International
meteorological vocabulary =
\$b Vocabulaire
météorologique international.
246 31 \$a Vocabulaire
météorologique international
546 \$a Text in English, French,
Russian, and Spanish.

*Note: Second-level description.
Title page has title in English,
French, Russian, and Spanish.*

RDA 2.3.3

245 10 \$a International
meteorological vocabulary =
\$b Vocabulaire
météorologique international
= **Mezhdunarodnyĩ
meteorologicheskii slovar' =
Vocabulario meteorológico
internacional.**
246 31 \$a Vocabulaire
météorologique international
**246 31 \$a Mezhdunarodnyĩ
meteorologicheskii slovar'**
**246 31 \$a Vocabulario
meteorológico internacional**

AACR2 1.1D2 gives instructions on how many parallel titles to record, and which ones. In preparing a second-level description (see 1.0D2), give the first parallel title. Give any subsequent parallel title that is in English.

RDA doesn't have the concept of first-level, second-level, and third-level of description.

Other Title Information – Continuing Resources

AACR2 12.1E1

Transcribe other title information as instructed in 1.1E if considered to be important.

Always transcribe other title information if it falls within these two categories:

- a) acronym or initialism of the title appears in the chief source of information with the full form of the title
- b) statement of responsibility or the name of a publisher, distributor, etc., is an integral part of the other title information

RDA 2.3.4.3

Record other title information appearing on the same source of information as the title proper applying the basic instructions on recording titles given under 2.3.1.

Note: Other Title Information is *not* a core element in RDA. For the RDA test, it was made a core element for LC.

AACR2 12.1E1 specifies that other title information is only recorded for continuing resources if it is considered to be important. It lists three categories where it is always considered important. RDA does not have this limitation, although in RDA other title information is not a core element.

12.1E1. Transcribe other title information as instructed in 1.1E if considered to be important.

Always transcribe or supply other title information if it falls within one of the categories below.

- a) If an acronym or initialism of the title appears in the chief source of information with the full form of the title, transcribe the acronym or initialism as other title information.
- b) If a statement of responsibility or the name of a publisher, distributor, etc., is an integral part of the other title information, transcribe it as such (see 1.1E4).
- c) If the title proper consists solely of the name of a corporate body, conference, etc., supply a brief addition in the language of the title proper as other title information to explain the title (see 1.1E6).

2.3.4.3 Record other title information appearing on the same source of information as the title proper applying the basic instructions on recording titles given under 2.3.1.

LCPS for 2.3.4.3: CORE ELEMENT FOR LC

Supplied Other Title Information

AACR2 1.1E6

245 10 \$a Workshop on
Rebuilding Abalone Stocks
in British Columbia : \$b
[proceedings] / \$c edited by
Alan Campbell.

245 10 \$a Seattle Lesbian &
Gay Film Festival : \$b
[program].

245 10 \$a K.S. Kulkarni : \$b
[selections].

RDA 2.3.4

245 10 \$a Workshop on
Rebuilding Abalone Stocks
in British Columbia / \$c
edited by Alan Campbell.

245 10 \$a Seattle Lesbian &
Gay Film Festival.

245 10 \$a K.S. Kulkarni.

1.1E6. If the title proper needs explanation, supply a brief addition as other title information, in the language of the title proper. 12.1E1 c) If the title proper consists solely of the name of a corporate body, conference, etc., supply a brief addition in the language of the title proper as other title information to explain the title (see 1.1E6).

There is no equivalent in RDA, as it goes against the principle of representation. However, other title information may be supplied for cartographic resources (AACR2 3.1E2, RDA 2.3.4.5) and moving image resources (AACR2 7.1E2, RDA 2.3.4.6).

Other Title Information May Still Be Supplied for Cartographic & Moving Image Resources

AACR2 3.1E2, 7.1E2

110 1_ \$a United States. \$b
Central Intelligence Agency.

245 10 \$a Vegetation : \$b
[northern Europe].

245 00 \$a Annie Hall \$h
[motion picture] : \$b
[trailer].

RDA 2.3.4.5, 2.3.4.6

110 1_ \$a United States. \$b
Central Intelligence Agency, \$e
cartographer.

245 10 \$a Vegetation : \$b
[northern Europe].

245 00 \$a Annie Hall : \$b [trailer].

RDA does allow supplying other title information for cartographic resources (AACR2 3.1E2, RDA 2.3.4.5) and moving image resources (AACR2 7.1E2, RDA 2.3.4.6).

3.1E2. If the title proper does not include an indication of the geographic area covered by the item and if the other title information does not include such an indication or if there is no other title information, supply, as other title information, a word or brief phrase indicating the area covered.

2.3.4.5 If the title proper of a cartographic resource does not include an indication of the geographic area covered and/or the subject portrayed, and

a) the other title information does not include such an indication

or

b) there is no other title information

supply as other title information a word or brief phrase indicating the area covered and, if applicable, the subject portrayed. Indicate that the information was taken from a source outside the resource itself as instructed under 2.2.4.

7.1E2. If the item is a trailer containing extracts from a larger film, add *[trailer]* as other title information.

Annie Hall [GMD] : [trailer]

2.3.4.6 If the resource is a trailer containing extracts from a larger moving image resource, and the title proper does not indicate this, supply *trailer* as other title information. Indicate that the information was taken from a source outside the resource itself as instructed under 2.2.4.

Note: a relationship designator is shown in the 110 of the RDA example but will be discussed later on in the presentation.

Statement of Responsibility

AACR2 1.1A2

245 10 \$a Environmental data
for the eastern North Pacific
and Bering Sea / \$c [by
Edward J. Gregr and Ryan
Coatta].

*Statement of responsibility
taken from title page verso.*

RDA 2.2.4, 2.4.2.2

245 10 \$a Environmental data
for the eastern North Pacific
and Bering Sea / \$c by
Edward J. Gregr and Ryan
Coatta.

*Sources that can be used for
statement of responsibility
are expanded in RDA. Only
statements taken from
outside the resource itself are
enclosed in square brackets.*

AACR2 1.1A2 says that a statement of responsibility taken from outside the chief source of information must be enclosed in square brackets. In RDA, only a statement of responsibility taken from a source outside the resource itself will be enclosed in square brackets (2.2.4).

2.4.2.2 Take statements of responsibility relating to title proper from the following sources (in order of preference):

- a) the same source as the title proper (see 2.3.2.2)
- b) another source within the resource itself (see 2.2.2)
- c) one of the other sources of information specified under 2.2.4.

2.2.4 If information required to identify the resource does not appear on a source forming part of the resource itself (see 2.2.2.1), take it from one of the following sources (in order of preference):

- a) accompanying material (e.g., a leaflet, an "about" file)
- b) a container that is not issued as part of the resource itself (e.g., a box case)
- c) other published descriptions of the resource
- d) any other available source (e.g., a reference source).

If information taken from a source outside the resource itself is supplied in any of the elements listed below, indicate that fact either by means of a note or by some other means (e.g., through coding or the use of square brackets).

Statement of responsibility

Statement of responsibility relating to title proper

Parallel statement of responsibility relating to title proper

Statement of Responsibility

AACR2 1.1F5

245 00 \$a Second growth : \$b
community economic
development in rural British
Columbia / \$c Sean Markey
... [et al.].

RDA 2.4.1.5

245 10 \$a Second growth : \$b
community economic
development in rural British
Columbia / \$c Sean Markey,
John T. Pierce, Kelly Vodden,
and Mark Roseland.

1.1F5. If a single statement of responsibility names more than three persons or corporate bodies performing the same function, or with the same degree of responsibility, omit all but the first of each group of such persons or bodies. Indicate the omission by the mark of omission (...) and add *et al.* (or its equivalent in a nonroman script) in square brackets.

In RDA there is no such limitation:

2.4.1.5. Record a statement of responsibility naming more than one person, etc., as a single statement regardless of whether the persons, families, or corporate bodies named in it perform the same function or different functions.

Note: in RDA, the rule of three no longer applies to the naming of works. In RDA, this work would be named using the access point for the first named creator followed by the title proper of the work, because there is no indication of principal responsibility. Instead of a 700 added entry for Markey in AACR2, Markey's access point would be given in a 100 field in RDA, since he is the first named creator and no principal responsibility is indicated in the statement of responsibility.

Statement of Responsibility

RDA 2.4.1.5

245 10 \$a Second growth : \$b
community economic
development in rural British
Columbia / \$c Sean Markey,
John T. Pierce, Kelly Vodden,
and Mark Roseland.

RDA 2.4.1.5 Optional Omission

245 10 \$a Second growth : \$b
community economic
development in rural British
Columbia / \$c Sean Markey
[and three others].

2.4.1.5. Record a statement of responsibility naming more than one person, etc., as a single statement regardless of whether the persons, families, or corporate bodies named in it perform the same function or different functions.

Optional Omission

If a single statement of responsibility names more than three persons, families, or corporate bodies performing the same function, or with the same degree of responsibility, omit all but the first of each group of such persons, families, or bodies. Indicate the omission by summarizing what has been omitted in the language and script preferred by the agency preparing the description. Indicate that the summary was taken from a source outside the resource itself as instructed under 2.2.4.

2.2.4 If information taken from a source outside the resource itself is supplied in any of the elements listed below, indicate that fact either by means of a note or by some other means (e.g., through coding or the use of square brackets).

LC Policy Statement 2.4.1.5. *LC practice for Optional omission*: Generally do not omit names in a statement of responsibility.

Statement of Responsibility

AACR2 1.1F7

245 00 \$a Lasers in medicine /
\$c edited by Ronald W.
Waynant ; foreword by Leon
Goldman.

245 10 \$a Gold fever : \$b a
narrative of the great
Klondike Gold Rush, 1897-
1899 / \$c by R.M. Dickey ;
edited by Art Petersen.

RDA 2.4.1.4

245 00 \$a Lasers in medicine /
\$c edited by Ronald W.
Waynant ; foreword by **the**
late Dr. Leon Goldman.

245 10 \$a Gold fever : \$b a
narrative of the great
Klondike Gold Rush, 1897-
1899 / \$c by **the Reverend**
R.M. Dickey ; edited by Art
Petersen.

1.1F7. Include titles and abbreviations of titles of nobility, address, honour, and distinction, initials of societies, qualifications, date(s) of founding, mottoes, etc., in statements of responsibility if:

- a) such data are necessary grammatically
 - ... / ... ; prólogo del Excmo. Sr. D. Manuel Fraga Iribarne
- b) the omission would leave only a person's given name or surname
 - ... / by Miss Jane
 - ... / by Miss Read
 - ... / by Dr. Johnson
 - ... / by the Baroness Orczy
- c) the title is necessary to identify a person
 - ... / by Mrs. Charles H. Gibson
- d) the title is a title of nobility, or is a British term of honour (*Sir, Dame, Lord, or Lady*).
 - ... / Anne Finch, Countess of Winchilsea
 - ... / by Sir Richard Acland

Otherwise, omit all such data from statements of responsibility. Do not use the mark of omission.

RDA 2.4.1.4. Transcribe a statement of responsibility in the form in which it appears on the source of information. Apply the general guidelines on transcription given under 1.7.

Optional Omission

Abridge a statement of responsibility only if it can be abridged without loss of essential information. Do not use a mark of omission (...) to indicate such an omission. Always record the first name appearing in the statement. When omitting names from a statement of responsibility naming more than one person, etc., apply the instructions given under 2.4.1.5.

LC Policy Statement 2.4.1.4: *LC practice for Optional omission*: Generally do not abridge a statement of responsibility.

Statement of Responsibility

AACR2 1.1F12

245 10 \$a Characters from
Dickens : \$b dramatised
adaptations / \$c by Barry
Campbell.

245 10 \$a Roman Britain / \$c
research and text by Colin
Barham.

RDA 2.4.1.8

245 10 \$a Characters from
Dickens / \$c dramatised
adaptations by Barry
Campbell.

245 10 \$a Roman Britain / \$c
research and text by Colin
Barham.

1.1F12. Treat a noun phrase occurring in conjunction with a statement of responsibility as other title information if it is indicative of the nature of the work.

Characters from Dickens [GMD] : dramatised adaptations / by Barry Campbell

If the noun or noun phrase is indicative of the role of the person(s) or body (bodies) named in the statement of responsibility rather than of the nature of the work, treat it as part of the statement of responsibility.

Roman Britain [GMD] / research and text by Colin Barham

In case of doubt, treat the noun or noun phrase as part of the statement of responsibility.

2.4.1.8 If a noun or noun phrase occurs with a statement of responsibility, treat the noun or noun phrase as part of the statement of responsibility.

Edition Statement

AACR2 1.2B1, B.5A, C.2B1, C.3B1

250 \$a 2nd ed.
Source of information reads:
 Second edition

250 \$a Nouv. éd.
Source of information reads:
 Nouvelle édition

250 \$a Version 4.
Source of information reads:
 Version IV

250 \$a 6. Aufl.
Source of information reads: 6.
 Aufl.

RDA 2.5.1.4, B.4, 1.8.1

250 \$a **Second edition.**
Source of information reads:
 Second edition

250 \$a **Nouvelle édition.**
Source of information reads:
 Nouvelle édition

250 \$a Version **IV.**
Source of information reads:
 Version IV

250 \$a 6. Aufl..
Source of information reads: 6.
 Aufl.

In RDA, edition statement is a transcribed element and no abbreviations are used unless they appear on the source used for the edition statement.

AACR2 1.2.B1. Transcribe the edition statement as found on the item. Use abbreviations as instructed in appendix B and numerals as instructed in appendix C.

Ny udg.

(*Source of information reads:* Ny udgave)

2nd ed.

(*Source of information reads:* Second edition)

AACR2 B.5A1. Abbreviate words, or substitute one form of abbreviation with the prescribed abbreviation, in the edition statement, according to B.9-B.12, B.14-B.15.

AACR2 C.2B1. Substitute arabic numerals for roman in the following areas and elements of the bibliographic description: a) in an edition statement

AACR2 C.3B1. Substitute arabic numerals for numbers expressed as words in the following areas and elements of the bibliographic description: a) in an edition statement

RDA 2.5.1.4. Transcribe an edition statement as it appears on the source of information. Apply the general guidelines on transcription given under 1.7.

RDA B.4. For transcribed elements, use only those abbreviations found in the sources of information for the element.

RDA 1.8.1. When recording numbers expressed as numerals or as words in a transcribed element, transcribe them in the form in which they appear on the source of information. Apply the general guidelines on transcription (see 1.7), as applicable.

Since edition statement is not listed in 1.8.1, none of the special rules on recording numbers in 1.8.2-1.8.5 apply, so no substitutions will be made in edition statements.

Inaccuracies - Edition Statement

AACR2 1.0F, 1.2B1

RDA 1.7.9, 2.5, 2.20.4

250 \$a 2nd ed.

250 \$a Second editoin.

Source of information has:
Second Editoin

250 \$a 4th [i.e. 5th] ed.

250 \$a 4th edition.

Source of information incorrectly
has: 4th Edition

500 \$a Edition statement
should read: 5th edition.

In AACR2 inaccuracies are transcribed followed either by *[sic]* or by *i.e.* and the correction within square brackets. Supply a missing letter or letters in square brackets. In RDA, inaccuracies are transcribed as they appear on the source of information. If necessary, a note may be made correcting the inaccuracy. In case of doubt about whether the spelling of a word is incorrect, transcribe the spelling as found.

AACR2 1.0F1. In an area where transcription from the item is required, transcribe an inaccuracy or a misspelled word as it appears in the item. Follow such an inaccuracy either by *[sic]* or by *i.e.* and the correction within square brackets. Supply a missing letter or letters in square brackets.

1.2B1. Transcribe the edition statement as found on the item. Use abbreviations as instructed in appendix B and numerals as instructed in appendix C.

2.20.4 Note on Edition Statement

2.20.4.1 Scope. A note on edition statement is a note providing information on the source of an edition statement, on edition statements relating to issues, parts, etc., on changes in edition statements, or other information relating to an edition statement.

2.20.4.4 Other Information Relating to an Edition Statement. Make notes on other details relating to an edition statement if they are considered to be important for identification or access.

Bracketing – Edition Statement

AACR2 1.2A2, 1.2B2

250 \$a [Three asterisks] ed.
*Edition statement appears on
 resource as: *** edition*

250 \$a 3e [éd.].

250 \$a [Version] 1.1.

250 \$a [State] B.

RDA 2.5.2.3

250 \$a *** edition.

250 \$a 3e [édition].

250 \$a [Version] 1.1.

250 \$a [State] B.

AACR2 1.2A2. Give in this area information taken from the chief source of information or from any other source prescribed for this area in the following chapters. Enclose information supplied from any other source in square brackets.

1.2B2. If the edition statement consists solely or chiefly of characters that are neither numeric nor alphabetic, give the statement in words in the language and script of the title proper and enclose them in square brackets.

[Three asterisks] ed.

If the edition statement consists of a letter or letters and/or a number or numbers without accompanying words, add an appropriate word or abbreviation.

3^e [éd.]

[State] B

2.5.2.3 Record a designation of edition applying the basic instructions on recording edition statements given under 2.5.1.

If a designation of edition consists of a letter or letters and/or a number or numbers without accompanying words, add an appropriate word. Indicate that the information was taken from a source outside the resource itself as instructed under 2.2.4.

2.5.1.4 Transcribe an edition statement as it appears on the source of information. Apply the general guidelines on transcription given under 1.7.

Bracketing – Edition Statement

AACR2 1.2B4, LCRI 1.2B4

Optional addition. If an item lacks an edition statement but is known to contain significant changes from other editions, supply a suitable brief statement in the language and script of the title proper and enclose it in square brackets.

[New ed.]

[3^e éd.]

[2nd ed., partly rev.]

RDA

No equivalent instruction, but:

2.2.4 says if you supply an edition statement because it is needed to identify a resource, indicate that by means of a note or coding such as square brackets.

[New edition]

[Troisième édition]

[Second edition, partly revised]

AACR2 1.2B4. *Optional addition.* If an item lacks an edition statement but is known to contain significant changes from other editions, supply a suitable brief statement in the language and script of the title proper and enclose it in square brackets.

[New ed.]

[3^e éd.]

[2nd ed., partly rev.]

LCRI 1.2B4. *LC practice:* Do not apply this optional rule to any case of merely supposed differences in issues that might make them different editions. Apply the option for manifest differences where the catalog records would otherwise show exactly the same information in the areas beginning with the title and statement of responsibility area and ending with the series area.

LC/PCC practice for updating loose-leaves: Apply the option if the main entry and/or title proper of a resource being cataloged would be the same as that of the resource it continues.

There is no equivalent in RDA to this AACR2 rule, but information required to identify the resource may be supplied for the edition statement (RDA 2.2.4) and therefore it could be given in square brackets.

New Field 264

264 - Production, Publication, Distribution, Manufacture and Copyright Statements (R)

Indicators

First - Sequence of statements

- # - Not applicable/No information provided/Earliest
- 2 - Intervening
- 3 - Current/latest

Second - Function of entity

- 0 - Production
- 1 - Publication
- 2 - Distribution
- 3 - Manufacture
- 4 - Copyright notice date

PCC guidelines for field 264: <http://www.loc.gov/aba/pcc/documents/264-Guidelines.doc>

Basic guidelines:

Use the 264 for all new original or newly authenticated RDA records.

Use a new 264 field with the appropriate 1st indicator (Sequence of statements) to show changes in production, publication, distribution, and manufacture elements in existing RDA records for multi-part monographs, serials, and integrating resources.

An existing 260 field in an RDA record for a multi-part monograph, serial, or integrating resource may be changed to a 264 when adding additional 264 fields at the cataloger's discretion, presuming the cataloger has enough information to select the appropriate second indicator value.

In pre-RDA records for multi-part monographs, serials, and integrating resources, prefer not to change an existing 260 field to 264. It is permissible to update pre-RDA records with changes in production, publication, distribution, and manufacture elements by adding either the 260 field or the 264 field at the cataloger's discretion.

In repeating 264 fields based on the first indicator value, follow the repeatability guidelines for the 264 below:

New Field 264

264 - Production, Publication, Distribution, Manufacture and Copyright Statements (R)

Subfield Codes

\$a - Place of production, publication, distribution,
manufacture (R)

\$b - Name of producer, publisher, distributor, manufacturer
(R)

\$c - Date of production, publication, distribution,
manufacture, or copyright (R)

\$3 - Materials specified (NR)

\$6 - Linkage (NR)

\$8 - Field link and sequence number (R)

PCC Guidelines: <http://www.loc.gov/aba/pcc/documents/264-Guidelines.doc>

PCC guidelines for field 264: <http://www.loc.gov/aba/pcc/documents/264-Guidelines.doc>

Basic guidelines:

Use the 264 for all new original or newly authenticated RDA records.

Use a new 264 field with the appropriate 1st indicator (Sequence of statements) to show changes in production, publication, distribution, and manufacture elements in existing RDA records for multi-part monographs, serials, and integrating resources.

An existing 260 field in an RDA record for a multi-part monograph, serial, or integrating resource may be changed to a 264 when adding additional 264 fields at the cataloger's discretion, presuming the cataloger has enough information to select the appropriate second indicator value.

In pre-RDA records for multi-part monographs, serials, and integrating resources, prefer not to change an existing 260 field to 264. It is permissible to update pre-RDA records with changes in production, publication, distribution, and manufacture elements by adding either the 260 field or the 264 field at the cataloger's discretion.

In repeating 264 fields based on the first indicator value, follow the repeatability guidelines for the 264 below:

Publication, Distribution, Etc.

AACR2 1.4B4

260 \$a Vancouver, B.C. : \$b
Vancouver Historical
Society, \$c 1970.

RDA 2.8.1.4

264_1 \$a Vancouver, **British
Columbia** : \$b Vancouver
Historical Society, \$c 1970.

Source of information reads:
Vancouver, British Columbia

AACR2 1.4B4 and 1.4C3 says to use abbreviations found in appendix B. In RDA there are no abbreviations in this element unless they are found in the sources of information for the element.

RDA 2.8.1.4. Transcribe places of publication and publishers' names in the form in which they appear on the source of information. Apply the general guidelines on transcription given under 1.7.

Optional Omission

Omit levels in a corporate hierarchy that are not required to identify the publisher. Do not use a mark of omission (...) to indicate such an omission.

Publication, Distribution, Etc.

AACR2 1.4B4

260 \$a Victoria, B.C. : \$b
Dept. of Geography,
University of Victoria, \$c
1979.

Source of information reads:

Department of Geography,
University of Victoria,
Victoria, British Columbia,
Canada

RDA 2.8.1.4

264 _1 \$a Victoria, **British
Columbia, Canada** : \$b
Department of Geography,
University of Victoria, \$c
1979.

AACR2 1.4B4 and 1.4C3 says to use abbreviations found in appendix B. In RDA there are no abbreviations in this element unless they are found in the sources of information for the element.

RDA 2.8.1.4. Transcribe places of publication and publishers' names in the form in which they appear on the source of information. Apply the general guidelines on transcription given under 1.7.

Optional Omission

Omit levels in a corporate hierarchy that are not required to identify the publisher. Do not use a mark of omission (...) to indicate such an omission.

Publication, Distribution, Etc.

AACR2 1.4B4, 1.4D2

260 \$a Seattle, Wash. : \$b
Open Hand Pub. ; \$a New
York, NY : \$b Distributed by
Talman Co., \$c c1991.

*Source of information for
publisher reads:* Open Hand
Publishing Inc., Seattle,
Washington

*Source of information for
distributor reads:*
Distributed by The Talman
Company, Inc., New York,
NY

RDA 2.8.1.4

264 _1 \$a Seattle,
Washington : \$b Open Hand
Publishing Inc., \$c [1991]

264 _2 \$a New York, NY : \$b
Distributed by **The Talman
Company, Inc.**

264 _4 \$c ©1991

AACR2 1.4B4 and 1.4C3 says to use abbreviations found in appendix B. In RDA there are no abbreviations in this element unless they are found in the sources of information for the element. 1.4D2 says to give the name of a publisher, distributor, etc., in the shortest form in which it can be understood and identified internationally. There is no equivalent rule in RDA. Publisher, distributor, and manufacturer names are transcribed as found.

RDA 2.8.1.4. Transcribe places of publication and publishers' names in the form in which they appear on the source of information. Apply the general guidelines on transcription given under 1.7.

RDA 2.8.2.3. Include both the local place name (city, town, etc.) and the name of the larger jurisdiction or jurisdictions (state, province, etc., and/or country) if present on the source of information.

RDA 2.9.1.4. Transcribe places of distribution and distributors' names in the form in which they appear on the source of information. Apply the general guidelines on transcription given under 1.7.

RDA 2.9.2.3. Include both the local place name (city, town, etc.) and the name of the larger jurisdiction or jurisdictions (state, province, etc., and/or country) if present on the source of information.

Publication, Distribution, Etc.

AACR2 1.4B4, 1.4D2

260 \$a Vancouver, B.C. : \$b
Ronsdale Press, \$c c2002.

*Source of information for
place of publisher reads:*
Vancouver, B.C., Canada

RDA 2.8.1.4

264 _1 \$a Vancouver, B.C.,
Canada : \$b Ronsdale Press,
\$c [2002]

264 _4 \$c ©2002

*Continue to transcribe
abbreviations as found in
the resource*

AACR2 1.4B4 and 1.4C3 says to use abbreviations found in appendix B. In RDA there are no abbreviations in this element unless they are found in the sources of information for the element. 1.4D2 says to give the name of a publisher, distributor, etc., in the shortest form in which it can be understood and identified internationally. There is no equivalent rule in RDA. Publisher, distributor, and manufacturer names are transcribed as found.

RDA 2.8.1.4. Transcribe places of publication and publishers' names in the form in which they appear on the source of information. Apply the general guidelines on transcription given under 1.7.

RDA 2.8.2.3. Include both the local place name (city, town, etc.) and the name of the larger jurisdiction or jurisdictions (state, province, etc., and/or country) if present on the source of information.

RDA 2.9.1.4. Transcribe places of distribution and distributors' names in the form in which they appear on the source of information. Apply the general guidelines on transcription given under 1.7.

RDA 2.9.2.3. Include both the local place name (city, town, etc.) and the name of the larger jurisdiction or jurisdictions (state, province, etc., and/or country) if present on the source of information.

Place of Publication, Distribution, Etc.

AACR2 1.4B6, 1.4C4

260 \$a Stockholm [i.e. Paris] :
\$b Knižnice lyriky, \$c 1954.

260 \$a Bs. As. [i.e. Buenos
Aires] : \$b Ed. del Mediodia,
\$c [1966]

RDA 2.8.1.4, 2.20.7.3

264 _1 \$a Stockholm : \$b Knižnice
lyriky, \$c 1954.
500 \$a Actually published in Paris.

264 _1 \$a Bs. As. : \$b Ed. del
Mediodia, \$c [1966]
500 \$a Published in Buenos Aires.

*Abbreviation of name of publisher
transcribed as found on title
page.*

AACR2 1.4B6, 1.4C2, 1.4C3, 1.4C4 all specify the addition of information in square brackets. In RDA the element is transcribed as it appears, and notes are used to record additional/different information if considered important (RDA 2.20.6-2.20.9).

2.20.7.3 Make notes on details relating to place of publication, publisher, or date of publication not recorded in the publication statement element, if they are considered to be important for identification or access.

Place of Publication, Distribution, Etc.

AACR2 1.4C2, 1.4C4

260 \$a Caerdydd [**Cardiff**] : \$b
Gwasg Ei Mawrhydi, \$c
1978.

260 \$a Rio [**de Janeiro**] : \$b
LJOE, em convênio com a
Empresa Brasileira de
Filmes, \$c 1980.

RDA 2.8.1.4, 2.20.7.3

264 _1 \$a Caerdydd : \$b Gwasg
Ei Mawrhydi, \$c 1978.
500 \$a Published in Cardiff.

264 _1 \$a Rio : \$b LJOE em
convênio com a Empresa
Brasileira de Filmes S/A.,
Embrafilme, \$c 1980.
**500 \$a Published in Rio de
Janeiro.**

AACR2 1.4B6, 1.4C2, 1.4C3, 1.4C4 all specify the addition of information in square brackets. In RDA the element is transcribed as it appears, and notes are used to record additional/different information if considered important(RDA 2.20.6-2.20.9).

2.20.7.3 Make notes on details relating to place of publication, publisher, or date of publication not recorded in the publication statement element, if they are considered to be important for identification or access.

Place of Publication, Distribution, Etc.

AACR2 1.4C3

260 \$a London [Ont.] : \$b
Environmetrics Press, \$c
1990-

260 \$a Vancouver [Wash.] :
\$b City of Vancouver, \$c
c2009.

RDA 2.8.1.4, 2.20.7.3

264 _1 \$a London : \$b
Environmetrics Press, \$c
1990-

500 \$a Published in London,
Ontario.

264 _1 \$a Vancouver : \$b City
of Vancouver, \$c [2009]

264 _4 \$c ©2009

500 \$a Published in
Vancouver, Washington.

AACR2 1.4B6, 1.4C2, 1.4C3, 1.4C4 all specify the addition of information in square brackets. In RDA the element is transcribed as it appears, and notes are used to record additional/different information if considered important (RDA 2.20.6-2.20.9).

2.20.7.3 Make notes on details relating to place of publication, publisher, or date of publication not recorded in the publication statement element, if they are considered to be important for identification or access.

HOWEVER: at its November 2011 meeting, the JSC approved a proposal for the optional addition of the name of the larger jurisdiction to Place of

Production, Place of Publication, Place of Distribution, and Place of Manufacture.

Place of Publication, Distribution, Etc.

AACR2 1.4C5

260 \$a Toronto : \$b
University of Toronto Press,
\$c c1996.

Source of information reads:
University of Toronto Press,
Toronto, Buffalo, London.
Record created by a
Canadian library.

RDA 2.8.2.4

264 _1 \$a Toronto ; \$a Buffalo ;
\$a London : \$b University of
Toronto Press, \$c [1996]

264 _4 \$c ©1996

or

264 _1 \$a Toronto : \$b
University of Toronto Press,
\$c [1996]

264 _4 \$c ©1996

1.4C5 specifies what to do when there is more than one place listed, and results vary based on the home country of the cataloging agency:

1.4C5. If two or more places in which a publisher, distributor, etc., has offices are named in the item, give the first named place. Give any subsequently named place that is given prominence by the layout or typography of the source of information. If the first named place and any place given prominence are not in the home country of the cataloguing agency, give also the first of any subsequently named places that is in the home country. Omit all other places.

In RDA, the place names are recorded in the order indicated by the sequence, layout, or typography of the names on the source of information (2.7.2.4, 2.8.2.4, 2.9.2.4, 2.10.2.4). Only the first place on the source is required.

Place of Publication, Distribution, Etc.

AACR2 1.4C5

260 \$a Toronto ; \$a Buffalo :
\$b University of Toronto
Press, \$c c1996.

Source of information reads:
University of Toronto Press,
Toronto, Buffalo, London.
Record created by a U.S.
library.

RDA 2.8.2.4

264 _1 \$a Toronto ; \$a Buffalo ;
\$a London : \$b University of
Toronto Press, \$c [1996]

264 _4 \$c ©1996

or

264 _1 \$a Toronto : \$b
University of Toronto Press,
\$c [1996]

264 _4 \$c ©1996

1.4C5 specifies what to do when there is more than one place listed, and results vary based on the home country of the cataloging agency:

1.4C5. If two or more places in which a publisher, distributor, etc., has offices are named in the item, give the first named place. Give any subsequently named place that is given prominence by the layout or typography of the source of information. If the first named place and any place given prominence are not in the home country of the cataloguing agency, give also the first of any subsequently named places that is in the home country. Omit all other places.

In RDA, the place names are recorded in the order indicated by the sequence, layout, or typography of the names on the source of information (2.7.2.4, 2.8.2.4, 2.9.2.4, 2.10.2.4). Only the first place on the source is required.

Place of Publication, Distribution, Etc.

AACR2 1.4C5

260 \$a Toronto ; \$a London :
\$b University of Toronto
Press, \$c c1996.

Source of information reads:
University of Toronto Press,
Toronto, Buffalo, London.
*Record created by a British
library.*

RDA 2.8.2.4

264 _1 \$a Toronto ; **\$a Buffalo ;**
\$a London : \$b University of
Toronto Press, \$c [1996]

264 _4 \$c ©1996

or

264 _1 \$a Toronto : \$b
University of Toronto Press,
\$c [1996]

264 _4 \$c ©1996

1.4C5 specifies what to do when there is more than one place listed, and results vary based on the home country of the cataloging agency:

1.4C5. If two or more places in which a publisher, distributor, etc., has offices are named in the item, give the first named place. Give any subsequently named place that is given prominence by the layout or typography of the source of information. If the first named place and any place given prominence are not in the home country of the cataloguing agency, give also the first of any subsequently named places that is in the home country. Omit all other places.

In RDA, the place names are recorded in the order indicated by the sequence, layout, or typography of the names on the source of information (2.7.2.4, 2.8.2.4, 2.9.2.4, 2.10.2.4). Only the first place on the source is required.

Publication Information

Place of publication, publisher's name, and date of publication are core elements for published resources. Therefore, a date of publication or probable date of publication or *date of publication not identified* must always be recorded in RDA.

Copyright date is a separate element in RDA. It does not substitute for a publication date. Copyright date is a core element if neither the date of publication nor the date of distribution is identified.

If more than one place of publication or publisher's name appears on the source of information, only the first recorded is required.

Because distribution elements become core elements if the equivalent publication element is not identified, catalogers will likely want to supply probable information for the publication elements whenever possible to avoid having to supply distribution and/or manufacture information.

LCPS for 2.8.2.6: *LC practice*: Supply a probable place of publication if possible rather than give "[Place of publication not identified]."

Unknown place and/or publisher

AACR2 1.4C6, 1.4D6

260 \$a [S.l.] : \$b Poote Press,
\$c 1987.

260 \$a Vancouver, B.C. : \$b
[s.n.], \$c 1951.

260 \$a [Seattle? : \$b s.n., \$c
1966]

260 \$a [S.l. : \$b s.n.], \$c 1962.

RDA 2.8.2.6, 2.8.4.7

264_1 \$a [Place of publication not
identified] : \$b Poote Press, \$c
1987.

264_1 \$a Vancouver, B. C., Canada
: \$b [publisher not identified], \$c
1951.

264_1 \$a [Seattle?] : \$b [publisher
not identified], \$c [1966]

264_1 \$a [Place of publication not
identified] : \$b [publisher not
identified], \$c 1962.

1.4C6. If no place or probable place can be given, give *s.l.* (sine loco), or its equivalent in a nonroman script.

1.4D6. If the name of the publisher, distributor, etc., is unknown, give *s.n.* (sine nomine) or its equivalent in a nonroman script.

2.8.2.6. If neither a known nor a probable local place or country, state, province, etc., of publication can be determined, record *Place of publication not identified*.

2.8.4.7. For a resource in a published form, if no publisher is named within the resource itself, and the publisher cannot be identified from other sources as specified under 2.2.4, record *publisher not identified*.

Note: in the second example, the place of publication appears on the resource with a space between the initials of the province: B. C.

Note: the examples show in this slide are not complete or exhaustive; if any publication element is not identified and distribution information is known, that information will be given as well. The examples above would be given in the form shown only if no information about distribution or manufacture were available.

LC Policy Statement 2.8.2.6: *LC practice:* Supply a probable place of publication if possible rather than give “[Place of publication not identified]” and then give place of distribution or of manufacture.

Distribution Information

Place of distribution is a core element for a resource in a published form if the place of publication is not identified. Distributor's name is a core element for a resource in a published form if the publisher is not identified. Date of distribution is a core element for a resource in a published form if the date of publication is not identified.

If more than one place of distribution or distributor's name appears on the source of information, only the first recorded is required.

Because distribution elements become core elements if the equivalent publication element is not identified, catalogers will likely want to supply probable information for the publication elements whenever possible to avoid having to supply distribution and/or manufacture information.

LCPS for 2.9: *LC practice*: If distribution data elements are being given in lieu of missing publication data elements, give a complete distribution statement.

Examples: place of distribution

264 _1 \$a [Place of publication not identified] :
 \$b ABC Publishers, \$c 2009.

264 _2 \$a Seattle

On source: ABC Publishers, 2009

Distributed by Iverson Company, Seattle

264 _1 \$a [Place of publication not identified] :
 \$b Sherman & Brothers, Inc., \$c 2010.

264 _2 \$a Australia

On source: Sherman & Brothers, Inc., 2010

Distributed in Australia by Goodman Ltd.

These two examples show giving a found place of distribution and a probable place of distribution when a place of publication could not be identified.

For the first, you might have been able to give “[United States?]” as a probable place of publication and then you wouldn’t have had to give “Seattle” as the place of distribution.

You could supply the name of the distributor in both of these examples, but this would be going above the core requirements. LC is recommending that LC RDA testers give the full distribution statement if they are giving one of the distribution sub-elements.

Examples: distributor's name

264 _1 \$a Chicago : \$b [publisher not identified],
\$c 2009.

264 _2 \$b RD Distributors

On title page: Chicago, 2009

On title page verso: RD Distributors, Evanston

264 _1 \$a [Place of publication not identified] :
\$b [publisher not identified], \$c 2010.

264 _2 \$a Boston : \$b KL, Inc.

On jewel box: Published in 2010 and distributed
by KL, Inc. in Boston and Ottawa.

These two examples show giving the distributor's name as a "Core if" element.

Note also in the second example the ISBD change (as of the consolidated edition) to use separate sets of square brackets for each part of the statement.

You could supply the place of distribution in the first example, but this would be going beyond the core requirements.

You could supply the second place of distribution in the second example, but this would be going beyond the core requirements.

LCPS for 2.9: *LC practice*: If distribution data elements are being given in lieu of missing publication data elements, give a complete distribution statement.

Examples: date of distribution

264 _1 \$a Omaha, Nebraska : \$b Means Pub. Co., \$c
[date of publication not identified]

264 _2 \$c 2009.

On title page: Means Pub. Co., Omaha, Nebraska

On title page verso: 2009 distribution

264 _1 \$a [United States] : \$b Rand McNally, \$c
[date of publication not identified]

264 _2 \$c 2010.

On map panel: Published by Rand McNally;
distributed in the U.S. by WM Services, 2010.

Note in the second example that supplying a known country as a probable place of publication means that you don't need to give a Place of distribution.

LCPS for 2.9: *LC practice*: If distribution data elements are being given in lieu of missing publication data elements, give a complete distribution statement.

Manufacture Information

Place of manufacture is a core element for a resource in a published form if neither a place of publication nor a place of distribution is identified. Manufacturer's name is a core element for a resource in a published form if neither a publisher nor a distributor is identified. Date of manufacture is a core element for a resource in a published form if neither the date of publication, the date of distribution, nor the copyright date is identified.

If more than one place of manufacture or manufacturer name appears on the source of information, only the first recorded is required.

LCPS for 2.10: *LC practice*: If manufacture data elements are being given in lieu of missing publication and missing distribution elements, give a complete manufacture statement.

Example: place of manufacture

264 _1 \$a [Place of publication not identified]
 : \$b International Group, \$c 2009.
 264 _3 \$a New York : \$b *Johnson Graphics*, \$c
2009.

On source: Published 2009 by the International
 Group; 2009 printing, Johnson Graphics,
 New York and Buenos Aires.
 No distribution information available.

Place of manufacture becomes a core element when the place of publication and place of distribution are not identified. Only the first named place of manufacture is required in this situation. The italics indicates elements that are not core.

LCPS for 2.10: *LC practice*: If manufacture data elements are being given in lieu of missing publication and missing distribution elements, give a complete manufacture statement.

Examples: manufacturer's name

```

264 _1 $a Boston : $b [publisher not identified],
    $c 2010
264 _3 $a Cambridge : $b Kinsey Printing Company
    On score: Published in Boston, 2010;
    Cambridge -- Kinsey Printing Company
    No distribution information

264 _1 $a [Place of publication not identified] :
    $b [publisher not identified], $c 2009.
264 _3 $a Arlington, VA : $b B. Ross Printing,
    $c 2009.
    On photograph: Published 2009; printed by B. Ross
    Printing (Arlington, VA), May 2009
    No distribution information

```

These two examples show giving the Manufacturer's name because the publisher is not identified. In the second example, the Place of manufacture is also given because the Place of publication is not identified. Italicized data are not core elements in this situation.

LCPS for 2.10: *LC practice*: If manufacture data elements are being given in lieu of missing publication and missing distribution elements, give a complete manufacture statement.

Approximate Date of Publication, Distribution, Etc.

AACR2 1.4F7, 2.16G

RDA 1.9.2

[1971 or 1972]	[1971 or 1972]
[1969?]	[1969?]
[between 1906 and 1912]	[between 1906 and 1912]
[ca. 1960]	[1960?]
[197-]	[between 1970 and 1979]
[197-?]	[between 1970 and 1979?]
[18--]	[between 1800 and 1899]
[18--?]	[between 1800 and 1899?]
[not after Aug. 21, 1492]	[not after August 21, 1492]
	[not before April 22, 2010]

1.4F7. If no date of publication, distribution, etc., copyright date, or date of manufacture appears in an item, supply an approximate date of publication.

, [1971 or 1972]	<i>one year or the other</i>
, [1969?]	<i>probable date</i>
, [between 1906 and 1912]	<i>use only for dates fewer than 20 years apart</i>
, [ca. 1960]	<i>approximate date</i>
, [197-]	<i>decade certain</i>
, [197-?]	<i>probable decade</i>
, [18--]	<i>century certain</i>
, [18--?]	<i>probable century</i>

There is no equivalent to a circa date (ca.) in RDA.

2.16G. If the item is undated and the date of publication is unknown, give an approximate date.

[1492?]
[not after Aug. 21, 1492]
[between 1711 and 1719]

2.8.6.6. Date of Publication Not Identified in the Resource

For a resource in a published form, if the date of publication is not identified in the resource, supply the date or approximate date of publication. Apply the instructions on supplied dates given under 1.9.2. If an approximate date of publication for a resource that is in a published form cannot reasonably be determined, record *date of publication not identified*.

Note: AACR2 1.4F7 limits “between” dates to dates fewer than 20 years apart. There is no such limitation in RDA.

Unknown Date of Publication, Distribution, Etc.

AACR2 1.4F6

RDA 2.11, 2.7.6, 2.8.6, 2.9.6,
2.10.6

c1967

©1967 or copyright 1967

1967 printing

1967 [in manufacture date field]

p1983

©1983 or phonogram 1983

1979 pressing

1979 [in manufacture date field]

[date of production not identified]

[date of publication not identified]

[date of distribution not identified]

[date of manufacture not identified]

1.4F6. If the dates of publication, distribution, etc., are unknown, give the copyright date or, in its absence, the date of manufacture (indicated as such) in its place.

, c1967

, 1967 printing

, p1983

, 1979 pressing

In RDA, copyright date is a separate element, as are date of production, date of publication, date of distribution, and date of manufacture. *Copyright date is a core element if neither the date of publication nor the date of distribution is identified.*

2.11.1.3. Recording Copyright Dates

Record copyright dates applying the general guidelines on numbers expressed as numerals or as words given under 1.8 . Precede the date by the copyright symbol (©) or the phonogram symbol (®), or by copyright or phonogram if the appropriate symbol cannot be reproduced.

LC Policy Statement 2.8.6.6: *LC practice*: Supply a probable date of publication if possible, using the guidelines below, rather than give “[date of publication not identified]” and then the date of distribution, manufacture, or copyright date as applicable.

LC Policy Statement 2.11: *LC practice for Core element*: Always give a copyright date if found on the resource. Generally ignore copyright renewal dates for works first copyrighted before 1978. If the copyright dates vary, give the latest copyright date.

Unknown Date of Publication, Distribution, Etc.

AACR2 1.4F6

260 \$a Fairbanks : \$b
University of Alaska Press,
\$c c2010.

RDA 2.8.6.6, 2.11

264 _1 \$a Fairbanks : \$b University of
Alaska Press, \$c [date of
publication not identified]

264 _4 \$c ©2010

or

264 _1 \$a Fairbanks : \$b University of
Alaska Press, \$c [2010]

or

264 _1 \$a Fairbanks : \$b University of
Alaska Press, \$c [2010?]

1.4F6. If the dates of publication, distribution, etc., are unknown, give the copyright date or, in its absence, the date of manufacture (indicated as such) in its place.

, c1967
, 1967 printing
, p1983
, 1979 pressing

In RDA, copyright date is a separate element, as are date of production, date of publication, date of distribution, and date of manufacture. Copyright date is a core element if neither the date of publication nor the date of distribution is identified.

2.11.1.3. Recording Copyright Dates

Record copyright dates applying the general guidelines on numbers expressed as numerals or as words given under 1.8. Precede the date by the copyright symbol (©) or the phonogram symbol (℗), or by copyright or phonogram if the appropriate symbol cannot be reproduced.

In the second two examples in this slide, the copyright date is not required because a probable date of publication has been supplied.

LCPS for 2.8.6.6: *LC practice/PCC practice*: Supply a date of publication if possible, using the guidelines below, rather than give "[date of publication not identified]."

A. If an item lacking a publication date contains only a copyright date, apply the following in the order listed:

1. Supply a date of publication that corresponds to the copyright date, in square brackets, if it seems reasonable to assume that date is a likely publication date.
2. If the copyright date is for the year following the year in which the publication is received, supply a date of publication that corresponds to the copyright date.

B. If an item lacking a publication date contains a copyright date and a date of manufacture and the year is the same for both, supply a date of publication that corresponds to that date, in square brackets, if it seems reasonable to assume that date is a likely publication date.

C. If an item lacking a publication date contains a copyright date and a date of manufacture and the years differ, supply a date of publication that corresponds to the copyright date, in square brackets, if it seems reasonable to assume that date is a likely publication date. A manufacture date may also be recorded as part of a manufacture statement, or recorded as part of a Note on issue, part, or iteration used as the basis for identification of a resource (see 2.20.13), if determined useful by the cataloger.

D. If an item lacking a publication date contains only a date of distribution, apply the following in the order listed:

1. Supply a date of publication that corresponds to the distribution date, in square brackets, if it seems reasonable to assume that date is a likely publication date. Also record a date of distribution as part of a distribution statement if determined useful by the cataloger.
2. If it does not seem reasonable to assume that the distribution date is a likely publication date, supply a date of publication, in square brackets, based on the information provided. Also record the distribution date as part of a distribution statement if determined useful by the cataloger.

E. If an item lacking a publication date contains only a date of manufacture, apply the following in the order listed:

1. Supply a date of publication that corresponds to the manufacture date, in square brackets, if it seems reasonable to assume that date is a likely publication date. For books, this means that the item is assumed to be the first printing of the edition. Also record the manufacture date as part of a manufacture statement if determined useful by the cataloger.

2. If the date of manufacture given implies that it is not likely the same as the date of publication, supply a date of publication, in square brackets, using the information provided. A manufacture date may also be recorded as part of a manufacture statement, or recorded as part of a Note on issue, part, or iteration used as the basis for identification of a resource (see 2.20.13), if determined useful by the cataloger.

LCPS for 2.11: *LC practice for Core Element*: Record a copyright date for a single-part monograph if neither the date of publication nor the date of distribution is identified. It is not required to record copyright dates for multipart monographs, serials, and integrating resources.

Unknown Date of Publication, Distribution, Etc.

AACR2 1.4F6

260 \$a Fairbanks : \$b
University of Alaska Press,
\$c c2010.

RDA 2.8.6.6, 2.11

or

264 _1 \$a Fairbanks : \$b
University of Alaska Press, \$c
[2010]

264 _4 \$c ©2010

or

264 _1 \$a Fairbanks : \$b
University of Alaska Press, \$c
[2010?]

264 _4 \$c ©2010

What the RDA MARC record will look like will depend on whether a library goes beyond the core element/core if requirements. You would only include the copyright date as in the examples in this slide, if you were going *beyond* the “core if” requirement for copyright date.

LCPS for 2.11: *LC practice for Core Element*: Record a copyright date for a single-part monograph if neither the date of publication nor the date of distribution is identified. It is not required to record copyright dates for multipart monographs, serials, and integrating resources.

Unknown Date of Publication, Distribution, Etc.

AACR2 1.4F6

260 \$a Tucson, Ariz. : \$b
Statistical Research, Inc., \$c
2003 printing.

Title page reads: Statistical
Research, Inc., Tucson,
Arizona, Redlands,
California. *Title page verso*
reads: First printing:
December 2003. *No other*
date present

RDA 2.8.6.6, 2.10.6.3

264 _1 \$a Tucson, Arizona ; \$a
Redlands, California : \$b
Statistical Research, Inc., \$c
[2003?]

or

264 _1 \$a Tucson, Arizona ; \$a
Redlands, California : \$b
Statistical Research, Inc., \$c
[date of publication not
identified]

264 _3 \$c 2003.

1.4F6. If the dates of publication, distribution, etc., are unknown, give the copyright date or, in its absence, the date of manufacture (indicated as such) in its place.

, c1967
, 1967 printing
, p1983
, 1979 pressing

2.10.6. Date of Manufacture. Date of manufacture is a core element for a resource in a published form if neither the date of publication, the date of distribution, nor the copyright date is identified.

If a date of publication is supplied, as in the first example in the slide, then the date of manufacture is not required. In the second example in the slide, the date of manufacture is core and required because there is not date of publication, distribution, or copyright. The place of manufacture and name of manufacturer are not required in the second example because a place of publication and name of publisher are present. In both RDA examples, both places of publication have been recorded, but only the first is required as a core element.

Examples: date of manufacture

264 _1 \$a Tampa : \$b Garrison Publishers, \$c [date of publication not identified]

264 _3 \$c 2010.

On source: Garrison Publishers, Tampa; 2010 Printing
No distribution or copyright date

264 _1 \$a [Place of publication not identified] :
\$b [publisher not identified], \$c [date of publication not identified]

264 _3 \$a London : \$b ZZZ Printers, \$c 2009.

On source: Printed for distribution in Western Europe
by ZZZ Printers (London, Zurich, and Vienna) in 2009.
No distribution information or copyright date.

These two examples show giving the Date of manufacture as a “Core if” element. In these situations, Publication and distribution information were not on the resource.

However, the advice for both Place of ... and Date of ... information would be to give a probable place of publication and a probable date of publication whenever possible to avoid needing to give any of the Core if elements we’ve just spent many minutes considering. Also, if catalogers do need to give any distribution information or manufacture information, it might be easier to give complete distribution statements or complete manufacture statements in the 264 field because it is confusing to give only one or two of the pieces of each statement.

Extent

AACR2 1.5, 2.5, 3.5, etc.

Record the extent of the item by giving the number of physical units in arabic numerals and the specific material designation as instructed in subrule .5B in the chapter dealing with the type of material to which the item belongs.

RDA 3.4

Record the extent of the resource by giving the number of units and an appropriate term for the type of carrier as listed under 3.3.1.3. Record the term in the singular or plural, as applicable. (For instructions on using other terms to designate the type of unit see 3.4.1.5.) If the resource consists of more than one type of carrier, record the number of each applicable type. Specify the number of subunits, if applicable, as instructed under 3.4.1.7-3.4.1.9.

1.5B1. Record the extent of the item by giving the number of physical units in arabic numerals and the specific material designation as instructed in subrule .5B in the chapter dealing with the type of material to which the item belongs.

1.5B2. Describe a single-part printed text item as instructed in 2.5B.

3.4.1.1. Extent is the number and type of units and/or subunits making up a resource. A unit is a physical or logical constituent of a resource (e.g., a volume, audiocassette, film reel, a map, a digital file). A subunit is a physical or logical subdivision of a unit (e.g., a page of a volume, a frame of a microfiche, a record in a digital file).

3.4.1.3. Record the extent of the resource by giving the number of units and an appropriate term for the type of carrier as listed under 3.3.1.3. Record the term in the singular or plural, as applicable. (For instructions on using other terms to designate the type of unit see 3.4.1.5.) If the resource consists of more than one type of carrier, record the number of each applicable type. Specify the number of subunits, if applicable, as instructed under 3.4.1.7-3.4.1.9.

3.3.1.3 Recording Carrier Type

Audio carriers

audio cartridge
audio cylinder
audio disc
audio roll
audiocassette
audiotape reel
sound-track reel

Projected image carriers

film cartridge
film cassette
film reel
film roll
filmslip
filmstrip
filmstrip cartridge
overhead transparency
slide

Computer carriers

computer card
computer chip cartridge
computer disc
computer disc cartridge
computer tape cartridge
computer tape cassette
computer tape reel
online resource

Unmediated carriers

card
flipchart
object
roll
sheet
volume

Microform carriers

aperture card
microfiche
microfiche cassette
microfilm cartridge
microfilm cassette
microfilm reel
microfilm roll
microfilm slip
microopaque

Video carriers

video cartridge
videocassette
videodisc
videotape reel

Also:

Microscopic carriers

microscope slide

Stereographic carriers

stereograph card
stereograph disc

If none of the terms listed above apply to the carrier or carriers of the resource being described, record *other*.

If the carrier type or types applicable to the resource being described cannot be readily ascertained, record *unspecified*.

3.4.1.5 Other Terms to Designate the Type of Unit

Use a term in common usage (including a trade name, if applicable) to designate the type of unit:

a) if the carrier is in a newly developed format that is not yet covered in the list under 3.3.1.3

b) if none of the terms listed under 3.3.1.3 is appropriate

or

c) as an alternative to a term listed under 3.3.1.3, if preferred by the agency preparing the description.

audio disc *or* CD

computer disc *or* CD-ROM; DVD-ROM; Photo CD

videodisc *or* DVD

3.4.5 Extent of Text

3.4.5.2 Single Volume

- a) If the volume is paginated (i.e., if there are page numbers on both sides of the leaves), record the number of pages.
- b) If the volume is foliated (i.e., if there are leaf numbers on only one side of the leaves), record the number of leaves.
- c) If the volume consists of pages with more than one column to a page and is numbered in columns, record the number of columns.
- d) If the volume consists of sequences of leaves and pages, or pages and numbered columns, or leaves and numbered columns, record each sequence.

Updating loose-leaves. If the resource is an updating loose-leaf, record *1 volume* followed by *loose-leaf*, in parentheses.

327 pages	xvii, 323 pages
321 leaves	27 pages, 300 leaves
381 columns	1 volume (loose-leaf)

In RDA we don't abbreviate terms used in extent. Words like "pages" and "volume" are spelled out in full.

It's not completely clear at this time if the example in RDA shown in this slide of xvii, 323 pages actually follows the instruction in 3.4.5.2 to "Record the last numbered page, leaf, or column in each sequence and follow it with the appropriate term." It's possible that this example should actually be xvii pages, 323 pages. However there are numerous other examples in RDA throughout 3.4.5 that do not have a term following each numbered sequence.

3.4.5 Extent of Text

3.4.5.3 Unnumbered Pages, Leaves, or Columns

If the resource consists entirely of unnumbered pages, leaves, or columns, record the number of pages, leaves, or columns using one of the following methods:

a) Record the exact number of pages, leaves, or columns, if readily ascertainable.

93 unnumbered pages AACR2: [93] p.

b) If the number is not readily ascertainable, record an estimated number of pages, leaves, or columns preceded by *approximately*.

approximately 600 pages AACR2: ca. 600 p.

c) Record *1 volume (unpaged)*.

1 volume (unpaged)

3.4.5 Extent of Text

3.4.5.3 Unnumbered Pages, Leaves, or Columns

When recording a sequence of unnumbered pages, etc., record:

either

a) the exact number (if the number is readily ascertainable) followed by *unnumbered pages*, etc.

or

b) an estimated number preceded by *approximately*

or

c) *unnumbered sequence of pages*, etc.

33 leaves, 31 unnumbered leaves

8, vii, approximately 300, 73 pages

27 pages, unnumbered sequence of leaves

8 unnumbered pages, 155 pages

3.4.5 Extent of Text

3.4.5.5 Misleading Numbering

If the numbering on the last page, leaf, or column of a sequence does not represent the total number of pages, leaves, or columns in that sequence, let it stand uncorrected unless it gives a completely false impression of the extent of the resource (e.g., when only alternate pages are numbered or when the number on the last page, leaf, or column of the sequence is misprinted).

When correcting misleading numbering, record the numbering as it appears on the last page or leaf followed by *that is* and the correct number.

48, that is, 96 pages AACR2: 48 [i.e. 96] p.
 329, that is, 392 pages AACR2: 329 [i.e. 392] p.

AACR2 2.5B4. If the number printed on the last page or leaf of a sequence does not represent the total number of pages or leaves in that sequence, let it stand uncorrected unless it gives a completely false impression of the extent of the [item](#), as, for instance, when only alternate pages are numbered or when the number on the last page or leaf of the sequence is misprinted. Supply corrections in such cases in square brackets.

48 [i.e. 96] p.

329 [i.e. 392] p.

3.4.5 Extent of Text

3.4.5.8 Complicated or Irregular Paging, Etc.

If the resource has complicated or irregular paging, etc., record the number of pages, leaves, or columns using one of the following methods:

a) Record the total number of pages, leaves, or columns (excluding those that are blank or contain advertising or other inessential matter) followed by *in various pagings, in various foliations, or in various numberings*, as appropriate.

1000 pages in various pagings

256 leaves in various foliations

1283 columns in various numberings

3.4.5 Extent of Text

3.4.5.8 Complicated or Irregular Paging, Etc.

b) Record the number of pages, leaves, or columns in the main sequences of the pagination and add the total number of the remaining variously numbered or unnumbered sequences.

560 pages, 223 pages, 217 variously numbered pages

366 pages, 98 pages, 99 unnumbered pages

c) Record *1 volume (various pagings)*.

1 volume (various pagings)

There are a lot more instructions in RDA that I don't have time to show here.

3.5 Dimensions

3.5.1.3 Recording Dimensions

Unless instructed otherwise, record dimensions in centimetres to the next whole centimetre up, using the metric symbol cm (e.g., if the height measures 17.2 centimetres, record 18 cm).

Alternative

Record dimensions in the system of measure preferred by the agency preparing the description. Abbreviate terms for units of measurement as instructed in appendix B (B.5.1), as applicable.

In AACR2, metric units are considered abbreviations and are followed by a full stop (e.g., cm.). In RDA, they are treated as symbols and are not followed by a full stop (e.g., cm). *Note:* there will still be times when a full stop follows a metric unit because it is the ISBD full stop preceding the next area.

In AACR2, the system of measurement used to record dimensions varies depending on the type of resource. In RDA, metric units are used, although there is an alternative to use the system of measure preferred by the agency preparing the description (see RDA 3.5.1.3).

LCPS for 3.5.1.3: LC practice for Alternative: Use inches for discs (RDA 3.5.1.4.4); otherwise, follow the RDA instruction as written.

LCPS for 1.7.1: Field 300. Field 300 either ends in no punctuation or ends in a right parenthesis when the last element of the field is a parenthetical qualifier. When a record has a 490 field, insure that field 300 ends in a period.

7.15 Illustrative Content

7.15.1.3 Recording Illustrative Content

If the resource contains illustrative content, record *illustration* or *illustrations*, as appropriate. Tables containing only words and/or numbers are not considered as illustrative content. Disregard illustrated title pages, etc., and minor illustrations.

Alternative

Record the type of illustrative content in place of or in addition to the term illustration or illustrations, if it is considered to be important for identification or selection, using one or more appropriate terms from the list below.

charts	coats of arms	facsimiles
forms	genealogical tables	graphs
illuminations	maps	music
photographs	plans	portraits
samples		

LCPS for 7.15.1.3: LC practice for Alternative: Generally do not record the type of illustrative content in place of or in addition to the term “illustration” or “illustrations.”

Comparison of Extent

AACR2	RDA
300 \$a xxiii, 554 p. : \$b ill., map ; \$c 24 cm.	300 \$a xxiii, 554 pages : \$b illustrations , map ; \$c 24 cm
300 \$a xv, 453 p., [16] p. of plates : \$b ill. (some col.), maps (some col.) ; \$c 24 cm.	300 \$a xv, 453 pages , 16 unnumbered pages of plates : \$b illustrations (some colour) , maps (some colour) ; \$c 24 cm
300 \$a ix, 120 p. : \$b ill. (chiefly col.), digital, PDF file.	300 \$a 1 online resource (ix, 120 pages) : \$b illustrations (chiefly color)
	347 \$a text file \$b PDF \$2 rda

Note: The full stop used after symbol “cm” is the ISBD full stop preceding the next area; “cm” is a symbol, not an abbreviation.

The spelling of colour/color is not prescribed by RDA.

LCPS for 1.7.1: Field 300. Field 300 either ends in no punctuation or ends in a right parenthesis when the last element of the field is a parenthetical qualifier. When a record has a 490 field, insure that field 300 ends in a period.

Note: New bibliographic format fields 344, 345, 346, and 347 have been established for recording Sound Characteristics, Projection Characteristics of Moving Image, Video Characteristics, and Digital File Characteristics, respectively, that would previously have been mapped to field 300. RDA instructions 3.16-3.19 cover the recording of these characteristics.

Comparison of Extent

AACR2	RDA
300 \$a ca. 200 p. : \$b chiefly ill. (some col.) ; \$c 32 cm.	300 \$a approximately 200 pages : \$b illustrations (some colour) ; \$c 32 cm 500 \$a Chiefly illustrations.
300 \$a 1 sound disc (64 min.) : \$b digital, stereo. ; \$c 4 3/4 in.	300 \$a 1 audio disc (64 min.) ; \$c 12 cm 344 \$a digital \$b optical \$g stereo \$2 rda
300 \$a 1 videodisc (116 min.) : \$b sd., col. ; \$c 4 3/4 in.	300 \$a 1 videodisc (116 min.) : \$b sound, color ; \$c 12 cm

First example: There is no equivalent in RDA to AACR2 2.5C5. If the publication consists wholly or predominantly of illustrations, give *all ill.* or *chiefly ill.*, as appropriate. *Optionally*, if those illustrations are all of one type, give *all [name of type]* or *chiefly [name of type]*.

: all ill.

: chiefly maps

RDA 7.15.1.4 says: Record details of the illustrative content if they are considered to be important for identification or selection.

Second example: Carrier type in RDA (3.3) is different from AACR2 SMD; abbreviations are still used for durations (B.5.3); in RDA the terms used for the configuration of playback channels (3.16.8) are not abbreviations: mono; stereo; quadraphonic; surround. In AACR2 6.5C7 Number of sound channels, there were only three terms: mono.; stereo.; quad. *Note:* For the RDA test, LC will continue to give disc dimensions in inches (LCPS for 3.5.1.3). If an agency decided to apply 3.4.1.5 c) they could say 1 CD or 1 compact disc instead of 1 audio disc.

Note: New bibliographic format fields 344, 345, 346, and 347 have been established for recording Sound Characteristics, Projection Characteristics of Moving Image, Video Characteristics, and Digital File Characteristics, respectively, that would previously have been mapped to field 300. RDA instructions 3.16-3.19 cover the recording of these characteristics.

Third example: No abbreviations are used for sound and color. *Note:* For the RDA test, LC will continue to give disc dimensions in inches (LCPS for 3.5.1.3). If an agency decided to apply 3.4.1.5 c) they could say 1 DVD instead of 1 videodisc.

Series Numbering

AACR2 1.6G

490 \$a Dictionary of literary
biography ; \$v v. 68

*Numbering on source of
information:* Volume Sixty-
eight

490 \$a B.C. geographical
series ; \$v no. 51

*Numbering on source of
information:* NUMBER 51

RDA 2.12.9

490 \$a Dictionary of literary
biography ; \$v **volume** 68

490 \$a B.C. geographical
series ; \$v **number** 51

AACR2 1.6G. Give the numbering of the item within the series in the terms given in the item. Use abbreviations as instructed in appendix B and numerals as instructed in appendix C.

RDA 2.12.9.3. Record the numbering of the resource within the series as it appears on the source of information. Apply the general guidelines on transcription given under 1.7 and the general guidelines on numbers expressed as numerals or as words given under 1.8. Do not capitalize a term that is part of the series numbering unless the instructions in appendix A appropriate to the language involved require capitalization (e.g., noun capitalization in German). Capitalize other words and alphabetic devices used as part of a numbering system according to the usage in the resource.

RDA A.7. Numbering within Series and Subseries

Do not capitalize a term that is part of the numbering within a series (see 2.12.9) or subseries (see 2.12.17) unless the guidelines given under A.10–A.55 applicable to the language involved require capitalization. Capitalize other words and alphabetic devices according to the usage on the resource.

1.8.2. Record numerals in the form preferred by the agency creating the data, unless the substitution would make the numbering less clear.

Alternatives

Record numerals in the form in which they appear on the source of information. *RDA Test:* Yes, apply the alternative – record numerals in form in which they appear.

Record the numerals in the form in which they appear on the source. Add the equivalent numerals in the form preferred by the agency creating the data, indicating that the information was taken from a source outside the resource itself as instructed under 2.2.4. *RDA Test:* No, not both as appear and form preferred by agency.

1.8.3. Substitute numerals for numbers expressed as words.

Series Numbering

AACR2 1.6G

490 \$a The last legionary ; \$v
bk. 4

*Numbering on source of
information:* Book Four

490 \$a Canadian essays and
studies ; \$v 6

*Numbering on source of
information:* VI

RDA 2.12.9

490 \$a The last legionary ; \$v
book 4

490 \$a Canadian essays and
studies ; \$v **VI**

AACR2 1.6G. Give the numbering of the item within the series in the terms given in the item. Use abbreviations as instructed in appendix B and numerals as instructed in appendix C.

RDA 2.12.9.3. Record the numbering of the resource within the series as it appears on the source of information. Apply the general guidelines on transcription given under 1.7 and the general guidelines on numbers expressed as numerals or as words given under 1.8. Do not capitalize a term that is part of the series numbering unless the instructions in appendix A appropriate to the language involved require capitalization (e.g., noun capitalization in German). Capitalize other words and alphabetic devices used as part of a numbering system according to the usage in the resource.

RDA A.7. Numbering within Series and Subseries

Do not capitalize a term that is part of the numbering within a series (see 2.12.9) or subseries (see 2.12.17) unless the guidelines given under A.10–A.55 applicable to the language involved require capitalization. Capitalize other words and alphabetic devices according to the usage on the resource.

1.8.2. Record numerals in the form preferred by the agency creating the data, unless the substitution would make the numbering less clear.

Alternatives

Record numerals in the form in which they appear on the source of information. *RDA Test:* Yes, apply the alternative – record numerals in form in which they appear.

Record the numerals in the form in which they appear on the source. Add the equivalent numerals in the form preferred by the agency creating the data, indicating that the information was taken from a source outside the resource itself as instructed under 2.2.4. *RDA Test:* No, not both as appear and form preferred by agency.

1.8.3. Substitute numerals for numbers expressed as words.

Series Numbering

AACR2 1.6G

490 \$a Memoir / Royal British
Columbia Museum, \$x
0843-5383 ; \$v no. 4

*Numbering on source of
information: No. 4*

490 \$a Amsterdamer
Publikationen zur Sprache
und Literatur ; \$v 5. Bd.

*Numbering on source of
information: 5. Band*

RDA 2.12.9

490 \$a Memoir / Royal British
Columbia Museum, \$x
0843-5383 ; \$v no. 4

490 \$a Amsterdamer
Publikationen zur Sprache
und Literatur ; \$v 5. **Band**

AACR2 1.6G. Give the numbering of the item within the series in the terms given in the item. Use abbreviations as instructed in appendix B and numerals as instructed in appendix C.

RDA 2.12.9.3. Record the numbering of the resource within the series as it appears on the source of information. Apply the general guidelines on transcription given under 1.7 and the general guidelines on numbers expressed as numerals or as words given under 1.8. Do not capitalize a term that is part of the series numbering unless the instructions in appendix A appropriate to the language involved require capitalization (e.g., noun capitalization in German). Capitalize other words and alphabetic devices used as part of a numbering system according to the usage in the resource.

RDA A.7. Numbering within Series and Subseries

Do not capitalize a term that is part of the numbering within a series (see 2.12.9) or subseries (see 2.12.17) unless the guidelines given under A.10–A.55 applicable to the language involved require capitalization. Capitalize other words and alphabetic devices according to the usage on the resource.

1.8.2. Record numerals in the form preferred by the agency creating the data, unless the substitution would make the numbering less clear.

Alternatives

Record numerals in the form in which they appear on the source of information. *RDA Test: Yes, apply the alternative – record numerals in form in which they appear.*

Record the numerals in the form in which they appear on the source. Add the equivalent numerals in the form preferred by the agency creating the data, indicating that the information was taken from a source outside the resource itself as instructed under 2.2.4. *RDA Test: No, not both as appear and form preferred by agency.*

1.8.3. Substitute numerals for numbers expressed as words.

Series Numbering

AACR2 1.6G

490 \$a UBCIM publications ;
\$v new ser., v. 22
*Numbering on source of
information:* New Series Vol
22

490 \$a Yearbook / American
Vocational Association ; \$v
6th
*Numbering on source of
information:* Sixth

RDA 2.12.9

490 \$a UBCIM publications ; \$v
new **series**, **vol** 22

490 \$a Yearbook / American
Vocational Association ; \$v
6th

AACR2 1.6G. Give the numbering of the item within the series in the terms given in the item. Use abbreviations as instructed in appendix B and numerals as instructed in appendix C.

RDA 2.12.9.3. Record the numbering of the resource within the series as it appears on the source of information. Apply the general guidelines on transcription given under 1.7 and the general guidelines on numbers expressed as numerals or as words given under 1.8.

Do not capitalize a term that is part of the series numbering unless the instructions in appendix A appropriate to the language involved require capitalization (e.g., noun capitalization in German). Capitalize other words and alphabetic devices used as part of a numbering system according to the usage in the resource.

2.12.9.6. If a new sequence of numbering is accompanied by wording to differentiate the sequence, such as new series, include this wording.

If a new sequence of numbering with the same system as before is not accompanied by wording such as new series, supply new series or another appropriate term. Indicate that the information was taken from a source outside the resource itself as instructed under 2.2.4.

RDA A.7. Numbering within Series and Subseries

Do not capitalize a term that is part of the numbering within a series (see 2.12.9) or subseries (see 2.12.17) unless the guidelines given under A.10–A.55 applicable to the language involved require capitalization. Capitalize other words and alphabetic devices according to the usage on the resource.

1.8.2. Record numerals in the form preferred by the agency creating the data, unless the substitution would make the numbering less clear.

Alternatives

Record numerals in the form in which they appear on the source of information. *RDA Test:* Yes, apply the alternative – record numerals in form in which they appear.

Record the numerals in the form in which they appear on the source. Add the equivalent numerals in the form preferred by the agency creating the data, indicating that the information was taken from a source outside the resource itself as instructed under 2.2.4. *RDA Test:* No, not both as appear and form preferred by agency.

1.8.3. Substitute numerals for numbers expressed as words.

Inaccuracies – Series Numbering

AACR2 1.0F, 1.6G1

490 1_ \$a Kieler historische
Studien ; \$v Bd. 24 [i.e. 25]

*Incorrect series numbering
appears on resource as: Bd. 24*

RDA 1.7.9, 2.12.9.3, 2.20.11.4

490 1_ \$a Kieler historische
Studien ; \$v Bd. 24

500 \$a Series numbering
should read: Bd. 25.

In AACR2 inaccuracies are transcribed followed either by *[sic]* or by *i.e.* and the correction within square brackets. Supply a missing letter or letters in square brackets. In RDA, inaccuracies are transcribed as they appear on the source of information. If necessary, a note may be made correcting the inaccuracy. In case of doubt about whether the spelling of a word is incorrect, transcribe the spelling as found.

AACR2 1.6G1.

If the numbering that appears on the item is known to be incorrect, transcribe it as found and add the correct numbering in square brackets.

Kieler historische Studien ; Bd. 24 [i.e. 25]

RDA 2.12.9.3

Record the numbering of the resource within the series as it appears on the source of information. Apply the general guidelines on transcription given under 1.7 and the general guidelines on numbers expressed as numerals or as words given under 1.8.

If the numbering that appears on the source of information is known to be incorrect, transcribe it as it appears. Make a note giving the correct numbering (see 2.20.11.4).
2.20.11.4

Make a note giving the correct numbering within a series or subseries if the numbering transcribed from the source of information is known to be incorrect (see 2.12.9.3).

ISSNs for Main Series/Subseries

AACR2 1.6H7

490 \$a Acta Universitatis
Wratislaviensis ; \$v no 925.
\$a Historia, \$x 0524-4498 ;
\$v 64

*ISSN for main series, 0239-
6661, also appears on the
resource*

RDA 2.12.8.3

490 \$a Acta Universitatis
Wratislaviensis, \$x 0239-6661
; \$v no 925. \$a Historia, \$x
0524-4498 ; \$v 64

1.6H7. Give the ISSN of a subseries if it appears in the item being described; in such a case, omit the ISSN of the main series.

Janua linguarum. Series maior, ISSN 0075-3114

not Janua linguarum, ISSN 0446-4796. Series maior, ISSN 0075-3114

LCRI 1.6H7. *LC/PCC* practice: If the ISSN of the subseries is unknown but that of the main series is known, add the ISSN of the main series as follows:

4XX \$a Main series, \$x ISSN ; \$v no. \$a Subseries ; \$v no.

2.12.8.3 If the ISSN (International Standard Serial Number) of a series appears within the resource, record it as it appears.

Optional Omission

If the ISSN of a subseries appears in the resource (see 2.12.16.2), omit the ISSN of the main series.

LCPS for 2.12.8.3: LC practice for Optional omission: Do not omit the ISSN of the main series if the ISSN of the subseries is given.

The ISSN subfield in MARC field 490 has been made repeatable to accommodate the RDA instruction.

New MARC 21 Bibliographic Fields to Record RDA Attributes of Works and Expressions

046 - Special Coded Dates (R)

\$k - Beginning or single date created (NR)
 \$l - Ending date created (NR)
 \$m - Beginning of date valid (NR)
 \$n - End of date valid (NR)
 \$2 - Source of date (NR)

RDA 6.4 Date of Work

Date of work is a core element when needed to differentiate a work from another work with the same title or from the name of a person, family, or corporate body.

6.4. Date of work is a core element when needed to differentiate a work from another work with the same title or from the name of a person, family, or corporate body.

6.4.1.1. Date of work is the earliest date associated with a work.

Date of work may be the date the work was created or the date the work was first published or released.

IMPORTANT TO NOTE:

0.6.3 Section 2: Recording Attributes of Work and Expression

If the preferred title for a work is the same as or similar to a title for a different work, or to a name for a person, family, or corporate body, record as many of the additional identifying elements listed below as necessary to differentiate them. ***Record the elements either as additions to the access point representing the work, as separate elements, or as both.***

Form of work

Date of work

Place of origin of the work

Other distinguishing characteristic of the work

[My emphasis added above; although these separate elements can be recorded in both bibliographic or authority records, *recording them in the access point is sufficient to satisfy the core requirements*]

LCPS for 0.6.3: *LC practice*: When identifying (1) a musical work with a title that is not distinctive or (2) recording an element to differentiate one work or expression from another work or expression or from a name for a person, family, or corporate body, always add the element to the access point.

OCLC Connexion - [Online WorldCat: Omerta]

File Cataloging Authorities Edit Action Batch View Tools Window Help

#686763633 Text Strings User Tools

OCLC 686763633 No holdings in WAU - 1 other holding

Visual Materials Rec stat n Entered 20101129 Replaced 20101129135022.3

Type g ELvl l Srce d Audn Ctrl Lang spa

BLvl m Form GPub Time 0 8 3 MRec Ctry xx

Desc i TMat v Tech l DtSt t Dates 2010 , 2008

007 v #b d #d m #e v #f a #g i #h z #i s

040 EMU #b eng #c EMU #e rda

043 nwcu---

046 #k 2008

090 #b

049 WAUW

130 0 [Omerta \(Motion picture : 2008\)](#)

245 1 0 Omerta / #c una producción de Instituto Cubano del Arte e Industria Cinematográficos, Abra Prod ; con la participación de TVE [and four others] ; escrita y dirigida por Pavel Giroud.

257 Cuba #a Spain

260 [Place of publication not identified] : #b [publisher not identified] ; #a [Hialeah, Fla.] : #b distribuido por Kimbara Cine Cubano Inc, #c [2010?], ©2008.

300 1 videodisc (approximately 83 min.) : #b digital, sound, color with black and white sequences ; #c 4 3/4 in.

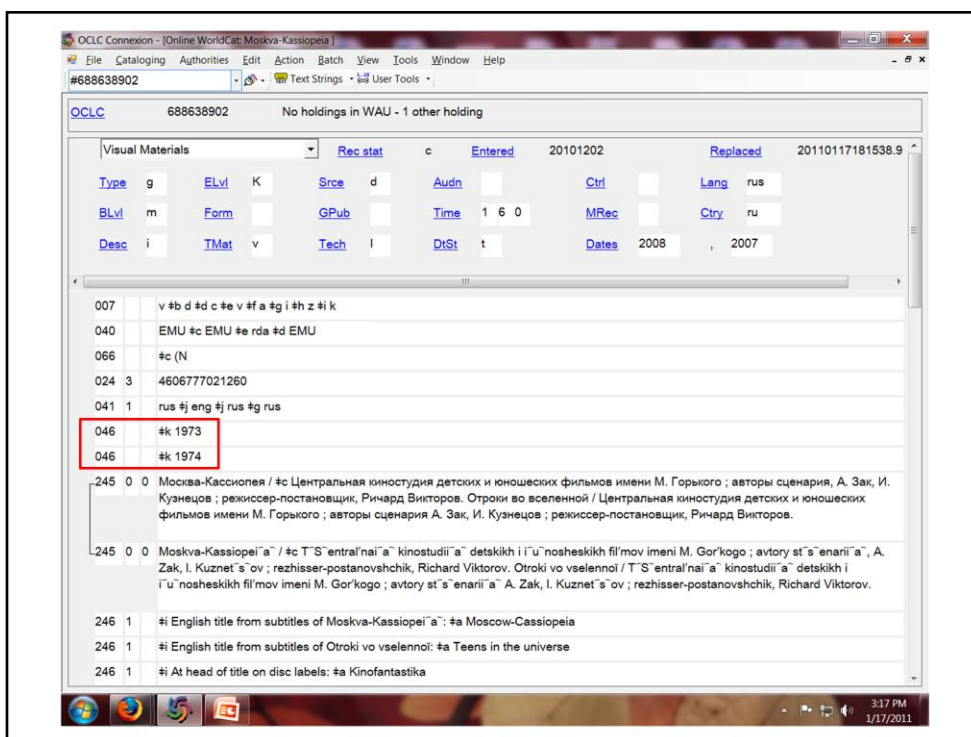
336 two-dimensional moving image #2 rdacontent

337 video #2 rdamedia

338 videodisc #2 rdacarrier

3:04 PM 1/17/2011

In this example, the date of creation is needed in the access point to distinguish one motion picture with the same title as others. Including the 046 in the bibliographic record is not required, since the date has been recorded as part of the authorized access point for the work, and that satisfies the core element requirement.



In this example, dates of creation of the two films on this DVD are recorded in two separate 046s, even though they are not needed to distinguish the works from any others with the same titles.

MARC 21 Bibliographic Fields to Accommodate RDA Attributes of Works and Expressions

377 – Associated Language

RDA 6.11 Language of Expression

Field 377 was added to the MARC 21 Bibliographic Format to for use when the Bibliographic format is used to represent an expression with no manifestation information. When the resource description is for an expression, the 377 can be supplied even when one 377 duplicates the language information in the heading \$l. In an expression description, fields 008 and 546 may also contain language information.

6.11 Language of Expression

CORE ELEMENT

Language of expression is a core element when needed to differentiate an expression of a work from another expression of the same work.

6.11.1.3 Recording Language of Expression

Record the language or languages of the expression using an appropriate term or terms in the language preferred by the agency creating the data. Select terms from a standard list of names of languages, if available.

If the expression involves more than one language, follow the additional instructions given under 6.11.1.4.

6.11.1.4 Expressions Involving More Than One Language

If a single expression of a work involves more than one language, record each of the languages.

377 – Associated Language

First Indicator <i>Undefined</i>	Second Indicator <i>Source of code</i>
# - Undefined	# - MARC language code
	7 - Source specified in subfield \$2

\$a - Language code (R)

\$l - Language term (R)

\$2 - Source (NR)

Note: this is not a use of the Bibliographic format known in the North American context; bibliographic records currently can include attributes of works and expressions, but they also provide manifestation-level information that would not be present in the context of an expression-only record. In the North American context, we currently use authority records to represent expressions.

MARC 21 Bibliographic Fields to Accommodate RDA Attributes of Works and Expressions

380 – Form of Work (R)

RDA 6.3 Form of Work

380 ## \$a Motion picture

380 ## \$a Television program

380 ## \$a Choreographic work

380 ## \$a Poem

380 ## \$a Play

380 ## \$a Comic strip

381 – Other Distinguishing Characteristics of Work or Expression (R)

RDA 6.6 Other Distinguishing
Characteristic of the Work

381 ## \$a Geological Survey
(South Africa)

381 ## \$a Philadelphia Museum
of Art

381 ## \$a Douglas

381 ## \$a arranged

6.3. Form of work is a core element when needed to differentiate a work from another work with the same title or from the name of a person, family, or corporate body.

6.3.1.1. Form of work is a class or genre to which a work belongs.

6.6. Other distinguishing characteristic of the work is a core element when needed to differentiate a work from another work with the same title or from the name of a person, family, or corporate body.

6.6.1.1. Other distinguishing characteristic of the work is a characteristic other than form of work, date of work, or place of origin of the work that serves to differentiate a work from another work with the same title or from the name of a person, family, or corporate body.

Geological Survey (South Africa) Issuing body of a work titled *Bulletin*. There are other works with title *Bulletin*.

Philadelphia Museum of Art Owner of a Jan van Eyck painting titled *Saint Francis receiving the stigmata*. There are other Van Eyck paintings with same title.

Douglas Surname of the director of a 1965 motion picture titled *Harlow*. There is another film produced in 1965 with the same title.

0.6.3 Section 2: Recording Attributes of Work and Expression

If the preferred title for a work is the same as or similar to a title for a different work, or to a name for a person, family, or corporate body, record as many of the additional identifying elements listed below as necessary to differentiate them. Record the elements ***either as additions to the access point representing the work, as separate elements, or as both.***

Form of work; Date of work; Place of origin of work; Other distinguishing characteristic of the work

[My emphasis added above; although these separate elements can be recorded in both bibliographic or authority records, *recording them in the access point is sufficient to satisfy the core requirements*].

LCPS for 0.6.3: *LC practice*: When identifying (1) a musical work with a title that is not distinctive or (2) recording an element to differentiate one work or expression from another work or expression or from a name for a person, family, or corporate body, always add the element to the access point.

OCLC Connexion - [Online WorldCat: Omerta]

#688638902

OCLC 686763633 No holdings in WAU - 1 other holding

Visual Materials Rec stat n Entered 20101129 Replaced 20101129135022.3

Type g ELvl l Srce d Audn Ctrl Lang spa

BLvl m Form GPub Time 0 8 3 MRec Ctry xx

Desc i TMat v Tech l DtSt t Dates 2010 , 2008

007 v #b d #d m #e v #f a #g i #h z #i s

040 EMU #b eng #c EMU #e rda

043 nwcu---

046 #k 2008

049 WAUW

130 0 Omerta (Motion picture : 2008)

245 1 0 Omerta / #c una producción de Instituto Cubano del Arte e Industria Cinematográficos, Abra Prod ; con la participación de TVE [and four others] ; escrita y dirigida por Pavel Giroud.

257 Cuba #a Spain

260 [Place of publication not identified] : #b [publisher not identified] ; #a [Hialeah, Fla.] : #b distribuido por Kimbara Cine Cubano Inc, #c [2010?], ©2008.

300 1 videodisc (approximately 83 min.) : #b digital, sound, color with black and white sequences ; #c 4 3/4 in.

336 two-dimensional moving image #2 rdacontent

337 video #2 rdamedia

338 videodisc #2 rdacarrier

380 Motion picture

In this example, form of work is a core element because it is needed to distinguish one work with the same title as others. The separate element has been recorded in field 380, but including the form of work in the access point is sufficient to satisfy the core element requirements for that element. The same is true for the date of work. Although 046 for date of work has also been included in this record, recording it in the access point is sufficient.

0.6.3 Section 2

If the preferred title for a work is the same as or similar to a title for a different work, or to a name for a person, family, or corporate body, record as many of the additional identifying elements listed below as necessary to differentiate them. Record the elements either as additions to the access point representing the work, as separate elements, or as both.

LCPS for 0.6.3: *LC practice*: When identifying (1) a musical work with a title that is not distinctive or (2) recording an element to differentiate one work or expression from another work or expression or from a name for a person, family, or corporate body, always add the element to the access point.

OCLC Connexion - [Online WorldCat: Open access to Pennsylvania's in-depth library collections]

File Cataloging Authorities Edit Action Batch View Tools Window Help

#678530184 Text Strings User Tools

OCLC 678530184 No holdings in WAU - 1 other holding

Books Rec stat n Entered 20101105 Replaced 20101105094607.8

Type a ELvl l Srce d Audn Ctrl Lang eng

BLvl m Form Conf 0 Biog MRec Ctry pau

Cont GPub s LitF 0 Indx 0

Desc i Ills a Fest 0 DtSt s Dates 2010

040 PHA #b eng #c PHA #e rda

086 PE 136.2 O61a #2 padocs

049 WAUJW

110 1 [Pennsylvania](#), #b [Office of Commonwealth Libraries](#), #e corporate author.

245 1 0 Open access to Pennsylvania's in-depth library collections : #b Pennsylvania statewide library resource centers collections and services.

246 3 0 Pennsylvania statewide library resource centers collections and services

260 [Harrisburg, Pennsylvania] : #b Pennsylvania Office of Commonwealth Libraries, #c [2010?]

300 1 folded sheet (8 panels) : #b color illustrations ; #c 26 x 41 cm, folded to 26 x 11 cm.

336 text #2 rdacontent

337 unmediated #2 rdamedia

338 sheet #2 rdacarrier

380 State government publications #2 lcsh

610 2 0 [State Library of Pennsylvania](#).

610 2 0 [Free Library of Philadelphia](#).

610 2 0 [Pennsylvania State University](#) #b Libraries.

3:28 PM 1/17/2011

In this example, form of work has been recorded even though it is not needed to distinguish this work from others. In this example, the source of the term used has been identified in subfield \$2.

OCLC Connexion - [Online WorldCat: Harlow]

File Cataloging Authorities Edit Action Batch View Tools Window Help

#670116767

OCLC 13998343 No holdings in WAU - 13 other holdings

Visual Materials Rec stat c Entered 19860801 Replaced 20100414160114.2

Type g ELvl l Src d Audn Ctrl Lang eng

BLvl m Form GPub Time 1 2 5 MRec Ctry cau

Desc i TMat v Tech l Dist p Dates 1986 1965

007 v #b f #d c #e b #f a #g h #i o #j u

040 OCJ #c OCJ #d OCL #d OCLCQ #d JED #d MIA #e rda

028 4 0 6423 #b Paramount Home Video

046 #k 1965

130 0 Harlow (Motion picture : 1965 : Douglas)

245 1 0 Harlow / #c a Paramount picture ; screenplay by John Michael Hayes ; produced by Joseph E. Levine ; directed by Gordon Douglas.

260 Hollywood, CA : #b Paramount Home Video, #c 1986.

300 1 videocassette (125 min.) : #b color, sound ; #c 1/2 in.

336 two-dimensional moving image #b tdi #2 rdacontent

337 video #b v #2 rdamedia

338 videocassette #b vf #2 rdacarrier

380 Motion picture

381 Douglas

538 VHS format, Hi-fi.

511 Carroll Baker, Martin Balsam, Red Buttons, Michael Connors, Angela Lansbury, Peter Lawford, Raf Vallone.

3:52 PM 1/17/2011

This example shows the use of fields 046, 380, and 381. Date of work, form of work, and other distinguishing characteristic of the work are core elements because they are needed to distinguish this work from another with the same title. Including the elements in the authorized access point satisfies the core element requirements, but they may also be recorded as separate elements like here.

MARC 21 Bibliographic Fields to Accommodate RDA Attributes of Works and Expressions

382 – Medium of Performance (R)

RDA 6.15 Medium of
Performance

383 – Numeric Designation of a Musical Work (R)

RDA 6.16 Numeric
Designation of a Musical Work

384 – Key (NR)

RDA 6.17 Key

6.15 Medium of performance is a core element when needed to differentiate a musical work from another work with the same title. It may also be a core element when identifying a musical work with a title that is not distinctive.

6.15.1.1 Medium of performance is instrument, instruments, voice, voices, etc., for which a musical work was originally conceived.

6.16 Numeric designation is a core element when needed to differentiate a musical work from another work with the same title. It may also be a core element when identifying a musical work with a title that is not distinctive.

6.16.1.1 A numeric designation of a musical work is a serial number, opus number, or thematic index number assigned to a musical work by a composer, publisher, or a musicologist.

6.17 Key is a core element when needed to differentiate a musical work from another work with the same title. It may also be a core element when identifying a musical work with a title that is not distinctive.

6.17.1.1 Key is the set of pitch relationships that establishes the tonal centre, or principal tonal centre, of a musical work. Key is designated by its pitch name and its mode, when it is major or minor.

0.6.3 Section 2: Recording Attributes of Work and Expression

When identifying a musical work with a title that is not distinctive, record as many of the following elements as are applicable. For musical works with distinctive titles, record as many of the following elements as necessary to differentiate the work from others with the same title. **Record the elements either as additions to the access point representing the work, as separate elements, or as both.**

Medium of performance

Numeric designation of a musical work

Key

LCPS for 0.6.3: *LC practice*: When identifying (1) a musical work with a title that is not distinctive or (2) recording an element to differentiate one work or expression from another work or expression or from a name for a person, family, or corporate body, always add the element to the access point.

OCLC Connexion - [Online Bibliographic Save File: Sonata in G-dur für Viola da gamba oder Viola und Basso continuo]

File Cataloging Authorities Edit Action Batch View Tools Window Help

OCLC 38315523 Held by WAU - 46 other holdings; 5 other IRs

Save File 626 Expires in 14 days

Scores Rec stat c Entered 19980204 Replaced 20110511145423.4

Type c ELvl Srcd d Audn Ctrl Lang zxx

BLvl m Form Comp sn AccM h i MRec Ctry sz

Part TrAr

Desc i FMus a LTxt n DtSt s Dates 1997 ,

040 WSU #b eng #c DLC #d LVB #d OCLCG #d WAU #d EYM #d WAU #e rda

028 3 2 BP 818 #b Amadeus

041 0 #g ger #g eng

090 #b

049 WAUW

100 1 Telemann, Georg Philipp, #d 1681-1767, #e composer.

240 1 0 Sonatas, #m viola da gamba, continuo, #n TWV 41:G6, #r G major

245 1 0 Sonata in G-dur für Viola da gamba oder Viola und Basso continuo = #b Sonata in G major for viola da gamba or viola and basso continuo : Der Getreue Music-Meister / #c Georg Philipp Telemann ; herausgegeben und Continuo-Aussetzung von Harry Joelson.

246 3 1 Sonata in G major for viola da gamba or viola and basso continuo

260 Winterthur, Schweiz : #b Amadeus, #c 1997.

300 1 score (9 pages) + 2 parts ; #c 31 cm

336 notated music #2 rdacontent

337 unmediated #2 rdamedia

338 volume #2 rdacarrier

382 viola da gamba #a continuo

382 viola #a continuo

383 #c TWV 41:G6

384 G major

Medium of performance, numeric designation, and key recorded as part of the access point for the work

Mediums of performance, numeric designation, and key also recorded as separate elements

Medium of performance, numeric designation, and key recorded to distinguish one work by Telemann with the collective title Sonatas from others with the same title. Recording these elements as part of the access point for the work is sufficient, but optionally they may also be included in a bibliographic or authority record. Note in this case the presence of two 382s for medium of performance, since the score is actually for two different mediums of performance.

LCPS for 0.6.3: *LC practice*: When identifying (1) a musical work with a title that is not distinctive or (2) recording an element to differentiate one work or expression from another work or expression or from a name for a person, family, or corporate body, always add the element to the access point.