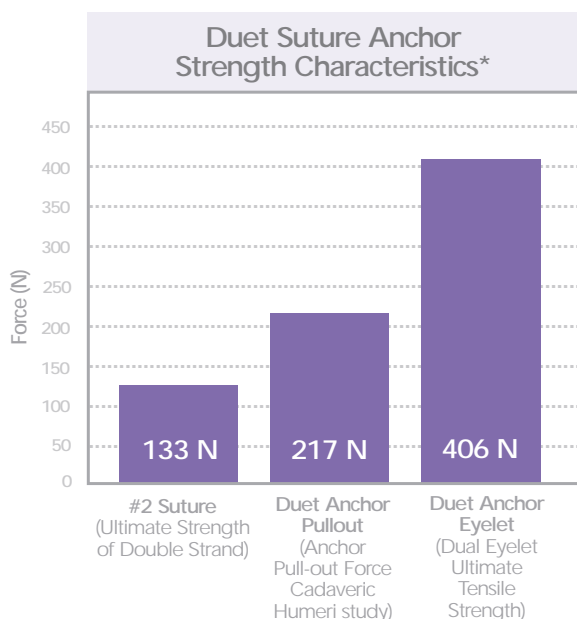


Duet™ Suture Anchor



* Data on file at Linvatec

- Material strength eliminates bioabsorbable eyelet as failure mode in repair construct
- Retains over 90% of eyelet tensile strength through 12 weeks

ORDERING INFORMATION


Ref. No.	Description	Size	Description	Size
BXS4216	Duet Suture Anchor (Includes Bone Punch)	6.0mm O.D. x 16.5mm L		
BT1004	Duet Disposable Tap	5.9mm		
Suture Passing Instruments			Accessories	
	Slotted Jaw, Suture Punch, 4.0mm needle	18.1008	Loop Handle Knot Pusher	C6112
	Spectrum Instrument Set:		Crochet Hook	C6105
	Suture Hook, Handle	27.00011	Microscissors, 2.75mm Diameter, Straight	2.10011
	Suture Hook, Straight	97.10015	Grasping Forceps, 3.4mm Diameter, Straight with Ratchet	11.1001
	Suture Hook, 45° Left Curve	97.14115	Suture Retrieval Forceps, 3.4mm Diameter	16.1018
	Suture Hook, 45° Right Curve	97.14215	Liberator knife	25.50014
	Suture Hook, 90° Left Curve	97.19115	Suture Saver Kit (5 kits/box)	C6180
	Suture Hook, 90° Right Curve	97.19215		
	Crescent Suture Hook, Small Curve, 3.0 x 15.0mm	C8740		
	Crescent Suture Hook, Medium Curve, 4.0 x 20.0mm	C8741		
	Crescent Suture Hook, Large Curve, 3.0 x 25.0mm	C8742		
	Shuttle-Relay™ Suture Passer (10 per box)	C6004		
	Blitz® Suture Retriever, Straight (6 per box)	C6111		
	Blitz® Suture Retriever, 45° Left (6 per box)	C6211		
	Blitz® Suture Retriever, 45° Right (6 per box)	C6311		

ARTHROSCOPY • ELECTROSURGERY • ENDOSCOPY • IMAGING • INTEGRATED SYSTEMS • PATIENT CARE • POWERED INSTRUMENTS



11311 Concept Boulevard
 Largo, FL 33773-4908
 (727) 392-6464
 Customer Service: 1-800-237-0169
 FAX: (727) 399-5256
 International FAX: +1 (315) 735-6235
 email: customer_service@linvatec.com
 www.linvatec.com

©2003, Linvatec Corporation, a subsidiary of CONMED Corporation, CBR 3025



The first dual eyelet resorbable
suture anchor for rotator cuff repair

Duet™ Suture Anchor

SUPERIOR STRENGTH & SUTURE MANAGEMENT

- Two individual eyelets allow for independent suture manipulation
- Preloaded with two color-coded sutures and needles
- Proven screw design ensures optimal purchase in all bone types
- High pull-out strength
- Manufactured using proprietary self-reinforced polymers

Duet™ Suture Anchor

Duet Suture Anchor Unique One Handed Insertion



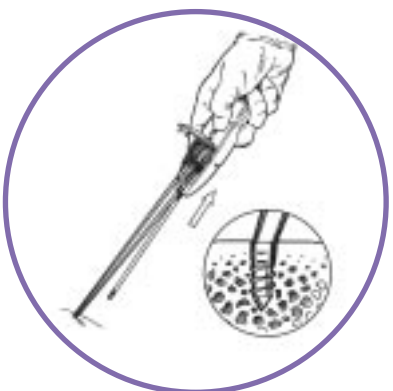
1

Drill or punch a hole in the bone at the desired location. Insert the Duet Suture Anchor into the hole and advance until the laser line located on the driver is flush with the bone.



2

With one hand, open the door on the handle and gently pull back on the driver to release the sutures.



3

Once the sutures have been released from the handle, pass the sutures through the tendon and secure the tendon to bone using a preferred knot configuration.



Disposable Packaging
All necessary components are included in a sterile blister pack



A Spool Design

- Preloaded with two #2 sutures and needles
- Separate compartments within the suture handle provides for the organization of needles and sutures
- Enables smooth one-handed release without tangling of sutures
- Saves time in operating room



Laser Marking

- Provides arthroscopic suture orientation

Slotted Tip

- For easy release of sutures
- Allows the option to change suture material and reattach inserter to implant

Increased Implant Stability

- Sutures remain tight to the shaft, holding the anchor on the driver tip until release
- Machined implant allows for precise fit to the drive tip, increasing implant stability during insertion

Two Individual Eyelets

- Allows for independent suture manipulation without binding