

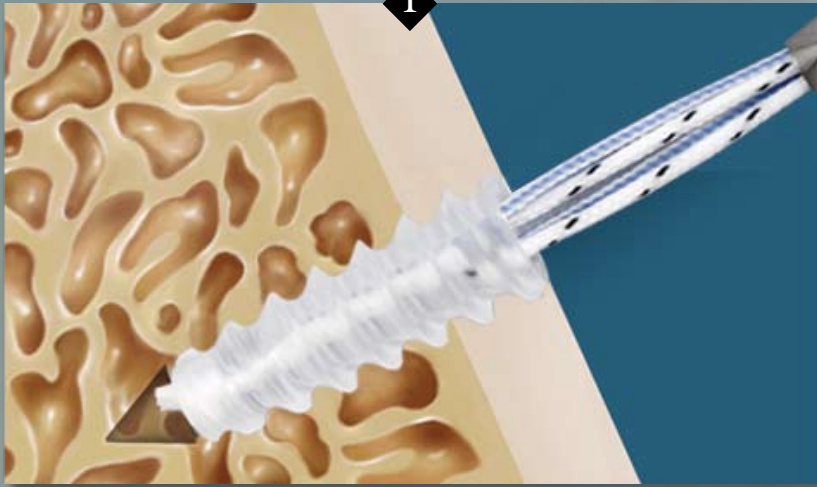
The Fully Threaded Family of Soft Tissue Repair Anchors

*Cortical and Cancellous Fixation with FiberWire®
Composite Suture for Superior Repair Strength*



Arthrex® 

The Next Generation In



Cortical Purchase

Implant thread purchase in cortical/subchondral bone provides tighter, more secure fixation in soft bone resulting in superior pull-out strength and less chance for implant micro motion and potential loosening, compared to earlier generation anchors that do not have a continuous thread running the entire length of the implant. The chamfered inner top edge of the implant protects the attached suture from the possibility of bone abrasion and failure.



Recessed Suture Eyelet

The recessed eyelet made from high strength composite FiberWire suture is self-aligning and provides a friction-free surface for the attached suture, allowing easy advancement of sliding knots. Independent published testing in peer reviewed journals shows that suture eyelets are superior to traditional polymer or metal eyelets with respect to reduced chance of abrasion and failure of the attached suture and polymer eyelet cutout.



Internal Driver

The male internal driver in the full thread suture anchors provides a torque-to-failure that is up to three times higher than traditional female hex head driver designs. This eliminates the potential for unrecognized implant hex head failure and loss of fixation during the critical postoperative healing phase, and all but eliminates the need to tap, resulting in less fiddle-factor and reduced operative time.

Suture Anchor Design

4

Bio-Corkscrew[®] FT
4.5 mm x 15 mm,
w/two #2 FiberWire
AR-1927BF-45

Bio-Corkscrew FT
5.5 mm x 15 mm,
w/two #2 FiberWire
AR-1927BF

Bio-Corkscrew FT
6.5 mm x 15 mm,
w/two #2 FiberWire
AR-1927BF-65



Size and Material Matters

The fully threaded family of anchors is available in 4.5 mm, 5.5 mm and 6.5 mm sizes in bioabsorbable polymer, titanium and a nonabsorbable PEEK polymer. The extensive size range allows surgeons the option to perform double row cuff repairs without implant crowding and provides options for revisions. The variety of implant materials allows the surgeon to choose the ideal material to best fit the patients needs.

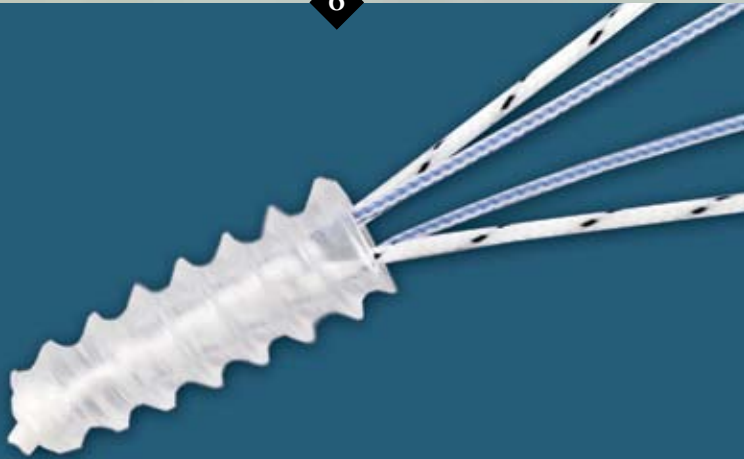
5



FiberWire Design

FiberWire is the original high strength composite suture with over five years of clinical success. One of the key design differences of FiberWire is the longitudinal core of ultra-high molecular weight polyethylene fibers that provides higher strength, greater abrasion resistance and less creep or stretch than other so called high strength sutures. Our history of development and continual improvement has resulted in a high strength suture that is considered the "gold standard" in the industry with a long successful clinical history.

6



FiberWire Options

Innovative features developed over the years such as the TigerTail[®] design allows the surgeon to easily identify suture strands, resulting in improved suture management. The 5.5 mm titanium Corkscrew FT is available with three #2 FiberWire sutures, allowing more suture passes in tissue for higher strength.

Superior load-to-failure and increased torque resistance with significantly less cyclic displacement

Bio-Corkscrew FT

Biomechanical testing was performed comparing average load-to-failure and cyclic displacement of the Bio-Corkscrew FT to the Mitek SPIRALOK anchor on a matched pair of cadaveric specimens. (see charts 1 and 2)

Corkscrew FT II

Biomechanical testing was performed comparing average load-to-failure of the Corkscrew FT II to the Smith & Nephew TwinFix Ti, 5.0 mm and the Mitek metal FASTIN RC. (see chart 3)

4.5 mm Bio-Corkscrew FT

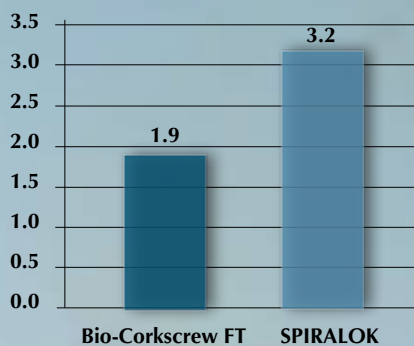
The abrasion resistance of the 4.5 mm Bio-Corkscrew FT eyelet has a mean of 8193 cycles.

Torque Testing

Mechanical testing was performed, comparing the average torque-to-failure of the 5.5 mm Bio-Corkscrew FT and the 5.0 mm Mitek SPIRALOK to evaluate the internal drive design. (see chart 4)

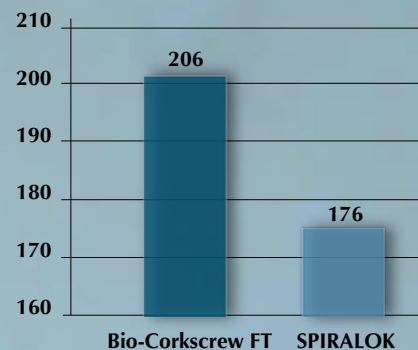
1

Bio-Corkscrew FT vs SPIRALOK
cyclic displacement (mm)



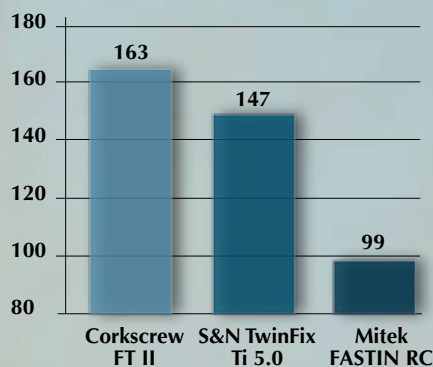
2

Bio-Corkscrew FT vs SPIRALOK
yield load (N)



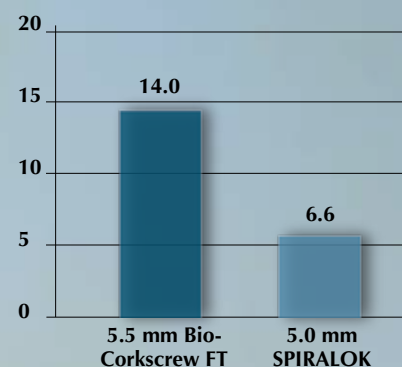
3

Average Load-to-Failure
Corkscrew FT II vs. the Competition (N)



4

Average Torque-to-Failure
Bio-Corkscrew FT vs SPIRALOK (in-lbf)



Features and Benefits

Fully Threaded Design:

- The addition of proximal threads increases pull-out strength and reduces suture "pull-back" in soft bone by engaging both cortical and cancellous bone

Recessed FiberWire Eyelet:

- Self-aligns, which eliminates the potential for incorrect eyelet orientation and enhances suture slideability compared to conventional anchors with protruding eyelets
- Suture now slides against smooth inner edge of anchor reducing the potential for suture abrasion from the cortical bone edge

Internal Drive Mechanism:

- Substantially increases resistance to stripping during insertion into dense cortical bone

FiberWire Suture:

- Provides superior knot strength and resistance to abrasion induced failure

Ordering Information

Bio-Corkscrew FT Anchors:

Bio-Corkscrew FT Suture Anchor, 4.5 mm x 15 mm w/two #2 FiberWire	AR-1927BF-45
Bio-Corkscrew FT Suture Anchor, 5.5 mm x 15 mm w/two #2 FiberWire	AR-1927BF
Bio-Corkscrew FT Suture Anchor w/Needles, 5.5 mm x 15 mm, w/two #2 FiberWire	AR-1927BNF
Bio-Corkscrew FT Suture Anchor, 5.5 mm x 15 mm, w/two #2 TigerTail	AR-1927BFT
Bio-Corkscrew FT Suture Anchor, 5.5 mm x 15 mm, w/FiberChain	AR-1927BFC
Bio-Corkscrew FT Suture Anchor, 6.5 mm x 15 mm, w/two #2 FiberWire	AR-1927BF-65

Corkscrew FT Anchors:

Corkscrew FT II Suture Anchor, 5.5 mm x 16 mm, w/two #2 FiberWire	AR-1928SF-2
Corkscrew FT II Suture Anchor w/Needles, 5.5 mm x 16 mm, w/two #2 FiberWire	AR-1928SNF-2
Corkscrew FT II Suture Anchor w/NeedlePunch Needles, 5.5 mm x 16 mm, w/two #2 FiberWire	AR-1928NP-2
Corkscrew FT II Suture Anchor, 5.5 mm x 16 mm, w/two #2 TigerTail	AR-1928SFT-2
Corkscrew FT II Suture Anchor, 5.5 mm x 16 mm, w/three #2 FiberWire	AR-1928SF-3

PEEK Corkscrew FT Anchors:

PEEK Corkscrew FT Suture Anchor, 4.5 mm x 16 mm w/two #2 FiberWire (1 blue, 1 white/black)	AR-1927PSF-45
PEEK Corkscrew FT Suture Anchor, 5.5 mm x 16 mm w/two #2 FiberWire	AR-1927PSF

Required Instrumentation for PEEK Corkscrew FT:

PEEK Corkscrew FT Combo Punch/Tap, 5.5 mm	AR-1928PT
---	-----------

Required Instrumentation for FT Anchors:

Punch/Tap for Bio-Corkscrew FT, 5.5 mm	AR-1927CTB
Bio-Corkscrew FT Punch, 5.5 mm & 6.5 mm	AR-1927PB
Corkscrew FT Combo Punch/Tap, 4.5 mm	AR-1927PTB-45



Arthrex, Inc.
1370 Creekside Boulevard, Naples, Florida 34108-1945 • USA
Tel: 239-643-5553 • Fax: 239-598-5534 • Website: www.arthrex.com

Arthrex GmbH
Liebigstrasse 13, D-85757 Karlsfeld/München • Germany
Tel: +49-8131-59570 • Fax: +49-8131-5957-565

Arthrex Iberoamerica
Howard Hughes Tower, 6701 Center Drive West, Suite 550, Los Angeles, California 90045 • USA
Tel: 310-670-6080 • Fax: 310-670-6087

Arthrex S.A.S.
5 Avenue Pierre et Marie Curie, 59260 Lezennes • France
Tel: +33-3-20-05-72-72 • Fax: +33-3-20-05-72-70

Arthrex Canada
Lasswell Medical Co., Ltd., 405 Industrial Drive, Unit 21, Milton, Ontario • Canada L9T 5B1
Tel: 905-876-4604 • Fax: 905-876-1004 • Toll-Free: 1-800-224-0302

Arthrex GesmbH
Triesterstrasse 10/1 • 2351 Wiener Neudorf • Austria
Tel: +43-2236-89-33-50-0 • Fax: +43-2236-89-33-50-10

Arthrex Bvba
Technologiepark Satenrozen, Satenrozen 1a, 2550 Kontich • Belgium
Tel: +32-3-2169199 • Fax: +32-3-2162059

Arthrex Ltd.
Unit 16, President Buildings, Savile Street East, Sheffield S4 7UQ • England
Tel: +44-114-2767788 • Fax: +44-114-2767744

Arthrex Hellas - *Medical Instruments SA*
103, Ethnikis Antistasseos str., N. Psychico 154 51 Athens • Greece
Tel: +30-210-8079980 • Fax: +30-210-8000379

Arthrex Sverige AB
Turbinvägen 9, 131 60 Nacka • Sweden
Tel: +46-8-556 744 40 • Fax: +46-8-556 744 41

Arthrex Korea
Rosedale Building #1904, 724 Sooseo-dong, Gangnam-gu, Seoul 135-744 • Korea
Tel: +82-2-3413-3033 • Fax: +82-2-3413-3035

Arthrex Mexico, S.A. de C.V.
Insurgentes Sur 600 Mezanine, Col. Del Valle Mexico D.F. 03100 • Mexico
Tel: +52-55-91722820 • Fax: +52-55-56-87-64-72

U.S. PATENT NOS. 5,964,783; 6,652,563; 6,716,234; 6,994,719; 7,029,490 and PATENT PENDING

© Copyright Arthrex Inc., 2007. All rights reserved. LB0214B

